

# john.green



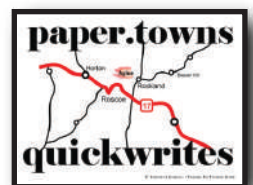




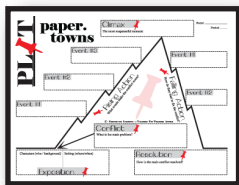

# paper.towns

Thanks for looking at our complete teaching unit for John Green's fantastic novel, PAPER TOWNS ... optimized for 1:1 Google Drive & OneDrive.

All 253+ slides/forms of activities, analyzers, slideshows, and essays included in this bundle are designed to enhance your reading experience, save you (the teacher) prep time, and help your learners enjoy and appreciate the novel that much more.

## INCLUDED:

- PreReading Bias Activity & Slideshow (14 slides)  
— *CCSS.ELA-Literacy.RL.2*
- Plot Chart Analyzer Diagram Arc (8 slides)  
— *CCSS.ELA-Literacy.RL.2*
- Conflict Graphic Analyzer - 6 Types of Conflict (5 slides)  
— *CCSS.ELA-Literacy.RL.2*
- Character Analyzer (15 slides)  
— *CCSS.ELA-Literacy.RL.3*
- Comprehension Pop Quizzes (42 slides & forms)  
— *CCSS.ELA-Literacy.RL.10*
- Vocabulary Word Lists & Quizzes (20 slides & forms)  
— *CCSS.ELA-Literacy.RL.4*
- Figurative Language Slideshow (70 slides)
- Figurative Language Analyzers (10 slides & forms)  
— *CCSS.ELA-Literacy.RL.4*  
— *CCSS.ELA-Literacy.RL.7*
- Poem Study - "Song of Myself" (5 slides & forms)  
— *CCSS.ELA-Literacy.RL.7*
- Selfie Video Update (1 slide)  
— *CCSS.ELA-Literacy.RI.7*
- Journal - Quickwrite Writing Prompts - Slideshow (47 slides)  
— *CCSS.ELA-Literacy.W.1*
- 7 Essay Topics & Rubrics (11 slides)  
— *CCSS.ELA-Literacy.W.1 & 3*
- Movie vs. Novel Comparison (5 slides & forms)  
— *CCSS.ELA-Literacy.RL.7*



# paper. towns

# curriculum map



This is a suggested 7-week plan for students to study John Green’s novel, PAPER TOWNS. As with all teaching resources, this plan is for your reference and to give you ideas, and you should certainly adjust it according to your classroom’s needs. This unit can be easily adjusted to meet the rigor of honors, regular, reading, or RSP students.

Monday	Tuesday	Wednesday	Thursday	Friday
Hand out novel analysis packet - Plot, Conflict, Character, Essay Organizer, Etc. <b>Pre-Reading Bias Activity</b>	<b>Read Prologue &amp; ch. 1</b> <b>Read Novel</b> Quickwrite	<b>Read ch. 2-3</b> Quickwrite	<b>Read ch. 4-5</b> Quickwrite	Work on novel analysis organizers.
<b>Read ch. 6-8</b>	<b>Read ch. 9,1,2</b>	<b>Read ch. 3-5</b>	<b>Read ch. 6-9</b>	<b>Vocabulary Quiz #1</b>
Stop to do quickwrites and discussions whenever you reach the corresponding section of the novel.				
Quickwrite	Quickwrite	Quickwrite	Quickwrite	Work on novel analysis organizers.
<b>Read ch. 10-12</b> <b>"Song of Myself" Activity</b>	<b>Read ch. 13-14</b>	<b>Read ch. 15-17</b>	<b>Read ch. 18-20</b>	<b>Vocabulary Quiz #2</b>
Quickwrite	Quickwrite	Quickwrite	Quickwrite	Work on novel analysis organizers.
	<b>Read Hour 1-5</b>	<b>Read ch. 6-9</b>	<b>Read Hour 9-15</b>	Work on novel analysis organizers.
Give Comprehension Pop Quizzes whenever students had at-home reading or you need to assess their understanding.				
<b>Selfie Video Activity</b>	Quickwrite	Quickwrite	Quickwrite	<b>Vocabulary Quiz #3</b>
<b>Discuss the Essay/Speech or the Final Projects</b>	<b>Read ch. 13-21</b>	<b>Read ch. Agloe</b>	<b>Figurative Language Activity</b>	<b>Vocabulary Quiz #4</b>
Start outlining ideas or assign project groups.	Quickwrite	Quickwrite		Work on Essay/Speech or Final Projects.
Work on Essay/Speech or Final Projects.	Work on Essay/Speech or Final Projects.	<b>Movie vs. Novel Comparison</b>		
Quickwrite	Quickwrite	Watch the film and have students compare the movie to the novel.		
Work on Essay/Speech or Final Projects.	Work on Essay/Speech or Final Projects.	<b>Speeches or Project Presentations</b>		
		If students write essays, this time can be used to revise their 1st drafts or peer edit before they turn in their final versions.		

# paper. towns

# activities pedagogy

We know...opening that .zip folder to find all these cool resources can be a tad bit overwhelming. That's why we've explained the various activities in this unit and the Common Core standards each one accomplishes. 😊

Activity	CC Standard	Pedagogy
<b>PreReading Bias Activity &amp; Discussion</b>	<i>Literacy.RL.1</i> <i>Literacy.SL.1</i>	Students are challenged with nine controversial statements that are created to divide the students into two sides. We like to go question by question and have students physically separate to different sides of the classroom. "If you agree, come to this side...If you disagree, come to this side. Try not to be a maybe or I don't know." Then we have students on both sides express their opinions, while the teacher offers challenging-yet-respectful questions back to each speaker. As students move through the statements, they'll be activating prior knowledge about the deeper issues in the story, while practicing their polite argument skills and getting emotionally connected to the story's ideas.
<b>Plot Organizer</b>	<i>Literacy.RL.2</i>	While reading the novel, students will analyze the 6 parts of the plot and find scenes/events that fit into each of the parts. The graphic-rich organizer will visually remind of the tension map of the story as they read.
<b>Conflict Organizer</b>	<i>Literacy.RL.2</i>	While reading the novel, students will analyze the 6 kinds conflict and find scenes/events that illustrate the various kinds of conflict.
<b>Characters Organizer</b>	<i>Literacy.RL.3</i>	Students will follow the various characters through the story and analyze various details/quotes/situations about them. They will consider physical descriptions, inner desires, and important traits about those characters in order to determine uniqueness and importance to the story.
<b>Vocabulary Lists &amp; Quizzes</b>	<i>Literacy.RL.4</i> <i>Literacy.L.4</i>	We've all seen the matching or multiple choice vocabulary assessments with the words in one column and the dictionary definitions in the other. These assessments require the students to understand the context of the word in a sentence from the novel. Not only does this require them to know the definition, but it forces them to use the word in the right situation.
<b>Figurative Language</b>	<i>Literacy.RL.4</i>	Students will analyze various passages from the story and determine which kind of figurative language is used. Students will have to identify, compare, and analyze the phrases in a number of different exercises.

Activity	CC Standard	Pedagogy
<p><b>Figurative Language Instructional PowerPoint</b></p>	<p><i>Literacy.RL.1</i> <i>Literacy.RL.2</i> <i>Literacy.W.1</i></p>	<p>We set out to make the most helpful, most compelling, most graphically attractive teaching resource for you to introduce your learners to all the various figurative language. This 70+ slide PowerPoint will help you introduce how every many you need to teach your level of learners.</p> <p>Two Parts to the PowerPoint:</p> <ul style="list-style-type: none"> <li>&gt; 23 Instructional Slides with definitions and examples</li> <li>&gt; 22 Quiz Review Slides with quote from novel or song for students to analyze</li> <li>&gt; 22 Quiz ReTeach Slides with explanation of why this quote was this figurative language</li> </ul> <p>WARNING: This does include an instruction and quiz slide on Double Entendre. By definition, double entendres are "inappropriate" or risque, so please see if this is good for your students before using. You can simply delete those slides from the quiz section.</p>
<p><b>Quickwrite Writing Prompts</b></p>	<p><i>Literacy.RL.1</i> <i>Literacy.RL.2</i> <i>Literacy.W.1</i></p>	<p>These writing prompts require students to write their unedited off-the-cuff responses to various quotes, situations, issues that arise from within the story. The questions take the students into memories from their lives (activating prior knowledge), connections with the story's characters and history (encouraging empathetic reading and understanding), and deep areas of thematic meaning (spurring informal argumentation). These discussions might prove to be some of the most meaningful explorations your students experience.</p>
<p><b>Comprehension Pop Quizzes</b></p>	<p><i>Literacy.RL.10</i></p>	<p>These quizzes are crafted to assess whether or not students read the chapters. If the students read the chapters, they should earn 100%...if they didn't read, they should not be able to guess their way to success. These can also be used as exit cards or quick comprehension assessments to see if the teacher needs to further explain the main events of the chapters.</p>
<p><b>Poem Study "Song of Myself"</b></p>	<p><i>Literacy.RL.7</i></p>	<p>Students will study Walt Whitman's poem, "Song of Myself." They will read the part about doors and jambs and analyze the meaning of the lines for Q and Margo and what significance they might have to the overall meaning of the novel.</p>

Activity	CC Standard	Pedagogy
<b>Selfie Film Update</b>	<i>Literacy.RL.7</i>	At any time during Part III, students will record a video selfie update of how they're feeling while driving in the minivan and their reaction to their friends with them. What fears, hopes, annoyances, regrets, and/or excitements are running through their mind and what do they think the van-dwellers should do now? Using your cell phone or a friend's, record a video. The video quality should be as good as possible. The ideas and emotions in the video should be excellent. Remember to film horizontally to make it easy to view on mobile devices and on computers (e.g. YouTube). When your video is done, your teacher will tell you how to publish it. They might have you email the video to them, or upload it to YouTube, or post it to Edmodo or Blackboard, or post a link to the class's Twitter feed ... or some other method.
<b>Essay / Speech</b>	<i>Literacy.W.1</i> <i>Literacy.W.9</i> <i>Literacy.SL.1</i> <i>Literacy.SL.4</i> <i>Literacy.SL.6</i>	Students will choose from a few deep topics to either write an essay or turn their essay outline into a speech on the topic. During the speeches, students will need to understand and chart the speakers' thesis statements. And for you . . . no-hassle grading rubrics are included to make your teaching life easier and save you time.
<b>Novel vs. Film Comparison</b>	<i>Literacy.RL.7</i>	Students will compare the film to the novel, analyzing the similarities and differences in various aspects of the two works of art.