



# JERRY SPINELLI

## MANIAC MAGEE



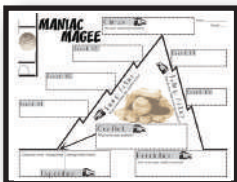




Thanks for looking at our complete teaching unit for Jerry Spinelli's fantastic novel, *Maniac Magee* ... optimized for 1:1 Google Drive & OneDrive.

All 311+ pages/slides/forms of activities, analyzers, slideshows, and essays included in this bundle are designed to enhance your reading experience, save you (the teacher) prep time, and help your learners enjoy and appreciate the story that much more.

### INCLUDED:

- PreReading Bias Activity & Slideshow (12 slides)
  - **CCSS.ELA-Literacy.RL.2**
- Google Earth Introduction Tour (26 locations)
  - **CCSS.ELA-Literacy.RL.9**
- Plot Chart Analyzer Diagram Arc (2 slides)
  - **CCSS.ELA-Literacy.RL.2**
- Character Analyzer (5 slides)
  - **CCSS.ELA-Literacy.RL.3**
- Conflict Graphic Analyzer - 6 Types of Conflict (2 slides)
  - **CCSS.ELA-Literacy.RL.2**
- Journal - Quickwrite Writing Prompts (42 prompts)
  - **CCSS.ELA-Literacy.W.1**
- Comprehension Pop Quizzes (42 slides/forms)
  - **CCSS.ELA-Literacy.RL.10**
- Vocabulary Word Lists & Quizzes (20 slides/forms)
  - **CCSS.ELA-Literacy.RL.4**
- Figurative Language Slideshow (70 slides)
- Figurative Language Analyzers (18 slides/forms)
  - **CCSS.ELA-Literacy.RL.4**
  - **CCSS.ELA-Literacy.RL.7**
- Grammar Bundle (14 slides/forms)
  - **CCSS.ELA-Literacy.L.1**
- Nonfiction Research - Children's Crusade (4 slides/forms)
- Nonfiction Research - Homeless Youths (7 slides/forms)
  - **CCSS.ELA-Literacy.RI.2,3,6,7**
- The Man Who Struck Out Willie Mays Activity (1 slide)
- Myth Creation Contest Activity (1 slide)
- The Little Engine that Could Activity (30 slides/forms)
- Two Mills Newspaper Design Activity (1 slide)
- Life Story of an Old Person Memoir (1 slide)
  - **CCSS.ELA-Literacy.RL.1**
  - **CCSS.ELA-Literacy.RL.3**
- 3 Essay Topics & Rubrics (11 slides)
  - **CCSS.ELA-Literacy.W.1 & 3**
- Movie vs. Novel Comparison (2 slides)





# MANIAC MAGEE

## curriculum map

This is a suggested 8-week plan for students to study Jerry Spinelli's novel, *Maniac Magee*. As with all teaching resources, this plan is for your reference and to give you ideas, and you should certainly adjust it according to your classroom's needs. This unit can be easily adjusted to meet the rigor of honors, regular, reading, or RSP students. **NOTE:** See YouTube video explanation on "Novel Analysis Packet."

Monday	Tuesday	Wednesday	Thursday	Friday
Hand out novel analysis packet - Plot, Conflict, Character, Essay Organizer, Etc. <b>Pre-Reading Bias Activity</b>	<b>Read ch. 1-4</b> <b>Read Novel</b> Google Earth Tour	<b>Read ch. 5-7</b> <b>Quickwrite</b>	<b>Children's Crusade Nonfiction</b> <b>Assign Life Story of an Old Person</b>	Work on novel analysis organizers.
<b>Read ch. 8-12</b> <b>Quickwrite</b>	<b>Figurative Language PP Notes</b> <b>Read ch. 13</b>	<b>Read ch. 14-17</b> <b>Quickwrite</b>	<b>Read ch. 18-21</b> <b>Quickwrite</b>	<b>Vocabulary Quiz #1</b> Work on novel analysis organizers.
<b>Read ch. 22-24</b> <b>Assign Myth Creation Contest</b>	<b>Read ch. 25-28</b> <b>The Little Engine That Could</b>	<b>Homeless Youths Nonfiction</b> <b>Quickwrite</b>	<b>Read ch. 29-32</b> <b>Activity - Two Mills Newspaper Design</b>	<b>Vocabulary Quiz #2</b> Work on novel analysis organizers.
<b>Grammar Commas in a Series</b>	<b>Grammar Commas Intro Elements</b>	<b>Grammar Commas Direct Address</b>	<b>Read ch. 33-35</b> <b>Quickwrite</b>	<b>Read ch. 36-38</b> <b>Quickwrite</b>
<b>Grammar Prepositions</b>	<b>Grammar</b> <b>Conjunctions Interjections</b>	<b>Read ch. 39-41</b> <b>Quickwrite</b>	<b>Read ch. 42-44</b> <b>Quickwrite</b>	Work on novel analysis organizers. <b>Vocabulary Quiz #3</b>
<b>Discuss the Essay/Speech</b> Start outlining essay ideas	<b>Read ch. 45-46</b> <b>Quickwrite</b>	<b>Figurative Language Activity</b>	<b>Figurative Language Activity</b>	<b>Vocabulary Quiz #4</b> Work on Essay/Speech
Work on Essay/Speech <b>Quickwrite</b>	Work on Essay/Speech <b>Quickwrite</b>	<b>Movie vs. Novel Comparison</b> Watch the film and have students compare the movie to the novel.		<b>Vocabulary Quiz #5</b>
Work on Essay/Speech	Work on Essay/Speech	<b>Speech Presentations</b> If students write essays, this time can be used to revise their 1st drafts or peer edit before they turn in their final versions.		



# MANIAC MAGEE

## activities pedagogy

We know...opening that .zip folder to find all these cool resources can be a tad bit overwhelming. That's why we've explained the various activities in this unit and the Common Core standards each one accomplishes. 😊

Activity	CC Standard	Pedagogy
<b>PreReading Bias Activity &amp; Discussion</b>	<i>Literacy.RL.1</i> <i>Literacy.SL.1</i>	Students are challenged with nine controversial statements that are created to divide the students into two sides. We like to go question by question and have students physically separate to different sides of the classroom. "If you agree, come to this side...If you disagree, come to this side. Try not to be a maybe or I don't know." Then we have students on both sides express their opinions, while the teacher offers challenging-yet-respectful questions back to each speaker. As students move through the statements, they'll be activating prior knowledge about the deeper issues in the story, while practicing their polite argument skills and getting emotionally connected to the story's ideas.
<b>Google Earth Activity</b>	<i>Literacy.RL.9</i>	Using free software available through Google.com, the class will enjoy a multimedia tour through the locations in the story. Many of them will be zoomed in to 3D, ground-level views. All of them will give the students a close-up view of the world's geography and how the locations can come to life as they see the world there in class. Choose from a few options: (1) show them the tour of the world beforehand (withholding plot information to avoid spoilers) so they can see where you're going., (2) show them as the story unfolds, or (3) show them after the story is over as an eye-opening review.
<b>Plot Organizer</b>	<i>Literacy.RL.2</i>	While reading the novel, students will analyze the 6 parts of the plot and find scenes/events that fit into each of the parts. The graphic-rich organizer will visually remind of the tension map of the story as they read.
<b>Conflict Organizer</b>	<i>Literacy.RL.2</i>	While reading the novel, students will analyze the 6 kinds conflict and find scenes/events that illustrate the various kinds of conflict.
<b>Characters Organizer</b>	<i>Literacy.RL.3</i>	Students will follow the various characters through the story and analyze various details/quotes/situations about them. They will consider physical descriptions, inner desires, and important traits about those characters in order to determine uniqueness and importance to the story.

Activity	CC Standard	Pedagogy
<b>Figurative Language</b>	<i>Literacy.RL.4</i>	Students will analyze various passages from the story and determine which kind of figurative language is used. Students will have to identify, compare, and analyze the phrases in a number of different exercises.
<b>Figurative Language Instructional PowerPoint</b>	<i>Literacy.RL.1</i> <i>Literacy.RL.2</i> <i>Literacy.W.1</i>	<p>We set out to make the most helpful, most compelling, most graphically attractive teaching resource for you to introduce your learners to all the various figurative language. This 70+ slide PowerPoint will help you introduce how every many you need to teach your level of learners.</p> <p>Two Parts to the PowerPoint:</p> <ul style="list-style-type: none"> <li>&gt; 23 Instructional Slides with definitions and examples</li> <li>&gt; 22 Quiz Review Slides with quote from novel or song for students to analyze</li> <li>&gt; 22 Quiz ReTeach Slides with explanation of why this quote was this figurative language</li> </ul> <p>WARNING: This does include an instruction and quiz slide on Double Entendre. By definition, double entendres are "inappropriate" or risque, so please see if this is good for your students before using. You can simply delete those slides from the quiz section.</p>
<b>Vocabulary Lists &amp; Quizzes</b>	<i>Literacy.RL.4</i> <i>Literacy.L.4</i>	We've all seen the matching or multiple choice vocabulary assessments with the words in one column and the dictionary definitions in the other. Our assessments require the students to understand the context of the word in a sentence from the novel. Not only does this require them to know the definition, but it forces them to use the word in the right situation.
<b>Comprehension Pop Quizzes</b>	<i>Literacy.RL.10</i>	These quizzes are crafted to assess whether or not students read the chapters. If the students read the chapters, they should earn 100%...if they didn't read, they should not be able to guess their way to success. These can also be used as exit cards or quick comprehension assessments to see if the teacher needs to further explain the main events of the chapters.
<b>Quickwrite Writing Prompts</b>	<i>Literacy.RL.1</i> <i>Literacy.RL.2</i> <i>Literacy.W.1</i>	These writing prompts require students to write their unedited, off-the-cuff responses to various quotes, situations, and issues that arise from within the story. The questions take the students into memories from their lives (activating prior knowledge), connections with the story's characters and history (encouraging empathetic reading and understanding), and deep areas of thematic meaning (spurring informal argumentation). These discussions might prove to be some of the most meaningful explorations your students experience.



Activity	CC Standard	Pedagogy
<b>Grammar Prepositions</b>	<i>Literacy.L.1</i>	Using examples from the novel, students will study prepositions. They will locate prepositions and prepositional phrases in the sentences, and they will practice using the appropriate preposition for the meaning of the sentence.
<b>Grammar Conjunctions &amp; Interjections</b>	<i>Literacy.L.1</i>	Using examples from the novel, students will study conjunctions (coordinating, subordinating, and correlative) and interjections. They will learn to locate the various conjunctions and interjections in the sentences.
<b>Grammar Commas in a Series</b>	<i>Literacy.L.2</i>	Using examples from the novel, students will study commas used in a series (list). They will learn to locate the lists in the sentences and use appropriate commas.
<b>Grammar Commas w/ Direct Address</b>	<i>Literacy.L.2</i>	Using examples from the novel, students will study commas used with direct address. They will learn to locate direct address in the sentences and use appropriate commas.
<b>Grammar Commas w/ Introductory Elements</b>	<i>Literacy.L.2</i>	Using examples from the novel, students will study commas used with introductory elements at the beginnings of sentences. They will learn to locate the introductory elements in the sentences and use appropriate commas.
<b>Nonfiction Research Children's Crusades</b>	<i>Literacy.RL.7</i>	<p>When page 13 &amp; 29 rolls around, we learn about a book that Amanda Beale lends to Maniac Magee for him to read.</p> <p>In this informational text, learners will read some information about The Children's Crusade in which a youth led 30,000 people across Europe on a journey to the Holy Land to try to convert the Muslims and reclaim Jerusalem. Students will learn what The Children's Crusade is, what it was for, how it failed epically, and how Maniac might be on a crusade of his own. A great activity to engage them during the reading journey.</p>
<b>Nonfiction Research Homeless Youths</b>	<i>Literacy.RL.7</i>	<p>Maniac Magee contains strong situations of youth living homeless and also other various socio-economic statuses. Learners will connect emotionally with this activity as they learn more about kids like them, living without homes.</p> <p>Any time after your students have read chapter 28, this activity will lead students to read some information and assess a video about the homeless youths in the United States. Students will learn about the number of youths, the reasons they end up on the streets, and the risks on their lives. A great activity to engage them during the reading journey.</p>

Activity	CC Standard	Pedagogy
<b>The Man Who Struck Out Willie Mays Activity</b>	<i>Literacy.RL.1</i> <i>Literacy.RL.3</i>	<p>Maniac and Grayson enjoy an amazing moment at the buffalo pen when they celebrate Christmas by giving each other gifts. Maniac gives Grayson a book he wrote himself entitled <i>The Man Who Struck Out Willie Mays</i> (see chapter 25 for the whole story).</p> <p>After reading chapter 31, learners will write this story. They will tell it the way they think Jeffrey Magee would have told it. They will use the appropriate details from the story about Grayson's life and what baseball was like at the time. Maybe they'll even do a little Willie Mays and minor league baseball research. Whatever they need to do, they'll use creativity to tell a great version of the story. The best stories will include reality, history, and creativity in the details and emotions.</p>
<b>Myth Creation Contest Activity</b>	<i>Literacy.RL.1</i> <i>Literacy.RL.3</i>	<p>After reading the legend of Cobble's Knot and what happens with it, learners will engage in a creative writing contest. They will think about something on their school campus or in their town and make a tall tale myth about it, a legend about its history and fame. The best myths will include reality, exaggeration, and humorous awe in the details.</p>
<b>The Little Engine That Could Activity</b>	<i>Literacy.RL.1</i> <i>Literacy.RL.3</i>	<p>Maniac Magee has this great part in the story when Earl Grayson wants to learn to read and Maniac is teaching him. Finally, he reads the first book he's ever read in his life, <i>The Little Engine That Could</i>.</p> <p>This activity will lead learners to analyze the meaning of this classic picture book and its significance in the story for Earl and Maniac. Learners will watch or read the picture book, then answer 10 questions to get them think deeper about the picture book and how it applies to Earl's story.</p>
<b>Two Mills Newspaper Design Activity</b>	<i>Literacy.RL.1</i> <i>Literacy.RL.3</i>	<p>Chapter 19 mentions their town newspaper, <i>The Two Mills Times</i>, and its influence on their small town. After reading chapter 19, learners will design a front page of the <i>Two Mills Times</i> newspaper. Using details from the story, they will write the stories, create the interesting headlines, even take pictures ... whatever you need to do to create a compelling front page. Use real details, emotions, and creativity to create a quality newspaper page that readers are interested to read.</p>

Activity	CC Standard	Pedagogy
<b>Life Story of an Old Person Memoir</b>	<i>Literacy.RL.1</i> <i>Literacy.RL.3</i>	<p>Maniac and Grayson develop a relationship across generational lines. During their times together, Grayson tells Maniac a lot of stories from his life.</p> <p>Learners will interview an older person from their life. It is best if they are in an ongoing relationship with the older person. They will listen to a few stories from their life about interesting times, particularly times that hold a deep memory like when Grayson’s teacher said he’d never be able to read anything or when he struck out Willie Mays. Then they’ll tell the story, using real detail, emotion, and creativity to tell a quality story that readers are interested to read.</p>
<b>Essay / Speech</b>	<i>Literacy.W.1</i> <i>Literacy.W.9</i> <i>Literacy.SL.1</i> <i>Literacy.SL.4</i> <i>Literacy.SL.6</i>	<p>Students will choose from a few deep topics to either write an essay or turn their essay outline into a speech on the topic. During the speeches, students will need to understand and chart the speakers’ thesis statements. And for you . . . no-hassle grading rubrics are included to make your teaching life easier and save you time.</p>
<b>Novel vs. Film Comparison</b>	<i>Literacy.RL.7</i>	<p>Students will compare the film to the novel, analyzing the similarities and differences in various aspects of the two works of art.</p>