

R.J. Palacio

WONDER


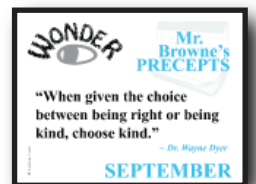
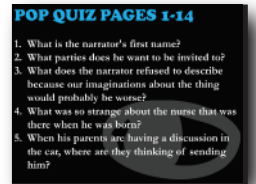
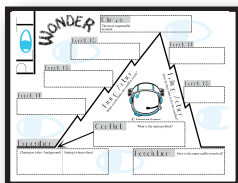



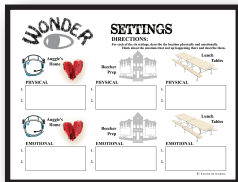




Thanks for looking at our complete teaching unit for R.J. Palacio's fantastic novel, *Wonder*.


All 259 pages/slides of activities, organizers, discussions, and essays included in this bundle are designed to enhance your reading experience, save you (the teacher) prep time, and help your students enjoy and appreciate the novel that much more.

INCLUDED:

- Pre-Reading Bias Activity (12 slides)
 - *CCSS.ELA-Literacy.RL.2*
- Mr. Browne's Precepts (10 slides)
 - *CCSS.ELA-Literacy.RL.9*
- Plot Chart Organizer Diagram Arc (2 slides)
 - *CCSS.ELA-Literacy.RL.2*
- Conflict Graphic Organizer - 6 Types of Conflict (4 slides)
 - *CCSS.ELA-Literacy.RL.2*
- Characters Organizer (6 slides)
 - *CCSS.ELA-Literacy.RL.3*
- Settings Organizer (2 slides)
 - *CCSS.ELA-Literacy.RL.2*
- Figurative Language Instruction (70 slides)
- Figurative Language Activity (5 slides)
 - *CCSS.ELA-Literacy.RL.4*
 - *CCSS.ELA-Literacy.RL.7*
- Journal - Quickwrite Writing Prompts (68 slides)
 - *CCSS.ELA-Literacy.W.1*
- Pop Quizzes (45 slides)
 - *CCSS.ELA-Literacy.RL.10*
- Vocabulary Word Lists & Quizzes (15 slides)
 - *CCSS.ELA-Literacy.RL.4*
- Auggie's Favorite Song (Luckiest Guy) (3 slides)
 - *CCSS.ELA-Literacy.RL.7*
- When September Ends Green Day Analysis (4 slides)
 - *CCSS.ELA-Literacy.RL.7*
- Beautiful Christina Aguilera Analysis (3 slides)
 - *CCSS.ELA-Literacy.RL.7*
- Persuasive Essay & Speech and Rubrics (11 slides)
 - *CCSS.ELA-Literacy.W.1*
- Movie vs. Novel Comparison (2 slides)
 - *CCSS.ELA-Literacy.RL.7*



WONDER



Curriculum Map

This is a suggested 7-week plan for students to study R.J. Palacio's novel, WONDER. As with all teaching resources, this plan is for your reference and to give you ideas, and you should certainly adjust it according to your classroom's needs. This unit can be easily adjusted to meet the rigor of honors, regular, reading, or RSP students.

Monday	Tuesday	Wednesday	Thursday	Friday
PreReading Bias Activity & Discussion	Hand out novel analysis packet (see video explaining how). Watch real-life wonder video & discuss. Start reading. Part 1 (80pgs)	Read Novel Part 1 (80pgs) Quickwrite	Part 1 (80pgs) Quickwrite	Part 1 (80pgs) Work on novel analysis organizers.
"When September Ends" Activity (p.61) & Discussion <small>Stop to do quickwrites and discussions whenever you reach the corresponding section of the novel.</small>	Read Novel Part 2 (37pgs) Quickwrite	Part 2 (37pgs) Quickwrite	Part 2 (37pgs) Quickwrite	Vocabulary Quiz #1 Work on novel analysis organizers.
Read Novel Part 3 (15pgs) <small>Give Comprehension Pop Quizzes whenever students had at-home reading or you need to assess their understanding.</small> "Beautiful" Activity (p.118) & Discussion	Part 4 (53pgs) Quickwrite	Part 4 (53pgs) Quickwrite	Part 4 (53pgs) Quickwrite	Vocabulary Quiz #2 Work on novel analysis organizers.
Read Novel Part 5 (19pgs) Quickwrite	Part 6 (28pgs) Quickwrite	Part 6 (28pgs) Quickwrite	Part 7 (16pgs) Quickwrite	Vocabulary Quiz #3 Work on novel analysis organizers.
Read Novel Part 8 (66pgs) Quickwrite	Part 8 (66pgs) Quickwrite	Part 8 (66pgs) Quickwrite	Part 8 (66pgs) Quickwrite	Vocabulary Quiz #4 "Luckiest Guy..." Activity (p.289) & Discussion
Discuss the Essay/Speech Start outlining ideas.	Work on Essay/Speech.	Work on Essay/Speech.	Work on Essay/Speech.	Vocabulary Quiz #5 Work on Essay/Speech.
Watch Film & Compare to Novel <small>Movie released November, 2017.</small>	Watch Film & Compare to Novel <small>Movie released November, 2017.</small>	Speech Presentations If students write essays, this time can be used to revise their 1st drafts or peer edit before they turn in their final versions.		

WONDER



Activities Pedagogy

We know...opening that .zip folder to find all these cool resources can be a tad bit overwhelming. That's why we've explained the various activities in this unit and the Common Core standards each one accomplishes. 😊

Activity	CC standard	Pedagogy
PreReading Bias Activity & Discussion	<i>Literacy.RL.1</i> <i>Literacy.SL.1</i>	Students are challenged with nine controversial statements that are created to divide the students into two sides. We like to go question by question and have students physically separate to different sides of the classroom. "If you agree, come to this side...If you disagree, come to this side. Try not to be a maybe or I don't know." Then we have students on both sides express their opinions, while the teacher offers challenging-yet-respectful questions back to each speaker. As students move through the statements, they'll be activating prior knowledge about the deeper issues in the story, while practicing their polite argument skills and getting emotionally connected to the story's ideas.
Plot organizer	<i>Literacy.RL.2</i>	While reading the novel, students will analyze the 6 parts of the plot and find scenes/events that fit into each of the parts. The graphic-rich organizer will visually remind of the tension map of the story as they read.
Conflict organizer	<i>Literacy.RL.2</i>	While reading the novel, students will analyze the 6 kinds of conflict and find scenes/events that illustrate the various kinds of conflict.
Characters organizer	<i>Literacy.RL.3</i>	Students will follow the various characters through the story and analyze various details/quotes/situations about them. They will consider physical descriptions, inner desires, and important traits about those characters in order to determine uniqueness and importance to the story.
Setting organizer	<i>Literacy.RL.2</i>	While reading the novel, students will consider important settings, harvest supporting quotes that discuss those settings, then analyze the importance/significance of those quotes..
Comprehension Pop Quizzes	<i>Literacy.RL.10</i>	These quizzes are crafted to assess whether or not students read the chapters. If the students read the chapters, they should earn 100%...if they didn't read, they should not be able to guess their way to success. These can also be used as exit cards or quick comprehension assessments to see if the teacher needs to further explain the main events of the chapters.



Activity	CC Standard	Pedagogy
Quickwrite Writing Prompts	Literacy.RL.1 Literacy.RL.2 Literacy.W.1	<p>These writing prompts require students to write their unedited off-the-cuff responses to various quotes, situations, issues that arise from within the story. The questions take the students into memories from their lives (activating prior knowledge), connections with the story's characters and history (encouraging empathetic reading and understanding), and deep areas of thematic meaning (spurring informal argumentation). These discussions might prove to be some of the most meaningful explorations your students experience.</p>
Figurative Language Instructional PowerPoint	Literacy.RL.1 Literacy.RL.2 Literacy.W.1	<p>We set out to make the most helpful, most compelling, most graphically attractive teaching resource for you to introduce your learners to all the various figurative language. This 70+ slide PowerPoint will help you introduce how every many you need to teach your level of learners.</p> <p>Two Parts to the PowerPoint:</p> <ul style="list-style-type: none"> > 23 Instructional Slides with definitions and examples > 22 Quiz Review Slides with quote from novel or song for students to analyze > 22 Quiz ReTeach Slides with explanation of why this quote was this figurative language <p>WARNING: This does include an instruction and quiz slide on Double Entendre. By definition, double entendres are "inappropriate" or risque, so please see if this is good for your students before using. You can simply delete those slides from the quiz section.</p>
Figurative Language	Literacy.RL.4	<p>Students will analyze various passages from the story and determine which kind of figurative language is used. Students will have to identify, compare, and analyze the phrases in a number of different exercises.</p>
Vocabulary Lists & Quizzes	Literacy.RL.4 Literacy.L.4	<p>We've all seen the matching or multiple choice vocabulary assessments with the words in one column and the dictionary definitions in the other. These assessments require the students to understand the context of the word in a sentence from the novel. Not only does this require them to know the definition, but it forces them to use the word in the right situation.</p>
Mr. Browne's Precepts Posters	Literacy.RL.1	<p>Enjoy these cool-looking 10 8.5x11" posters of Mr. Browne's precepts. These will look great hanging around you classroom while reading the novel or to hang up periodically for discussion over their meanings.</p>



Activity	CC Standard	Pedagogy
Auggie's Favorite Song	<i>Literacy.RL.7</i>	This is the song that Auggie and his dad sing together all the time. It's Auggie's all-time favorite song. Students will listen to the song, read and analyze the lyrics, then answer 6 questions to get them think deeper about the song and how it applies to Auggie's story.
"When September Ends"	<i>Literacy.RL.7</i>	This is the song that introduces Auggie's chapter of the novel -- Green Day's "Wake Me Up When September Ends." Students will listen to the song, read and analyze the lyrics, then answer 6 questions to get them think deeper about the song and how it applies to Auggie's story.
"Beautiful" by Christina Aguilera	<i>Literacy.RL.7</i>	This is the song that introduces Summer's section in the novel -- Christina Aguilera's "Beautiful." Students will listen to the song, read and analyze the lyrics, then answer 6 questions to get them think deeper about the song and how it applies to Auggie's story.
Essay / speech	<i>Literacy.W.1</i> <i>Literacy.W.9</i> <i>Literacy.SL.1</i> <i>Literacy.SL.4</i> <i>Literacy.SL.6</i>	Students will choose from a few deep topics to either write an essay or turn their essay outline into a speech on the topic. During the speeches, students will need to understand and chart the speakers' thesis statements. And for you . . . no-hassle grading rubrics are included to make your teaching life easier and save you time.
Novel vs. Film Comparison	<i>Literacy.RL.7</i>	Students will compare the film to the novel, analyzing the similarities and differences in various aspects of the two works of art.