




WHERE THE RED FERN GROWS

Wilson Rawls






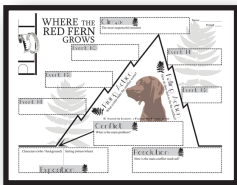

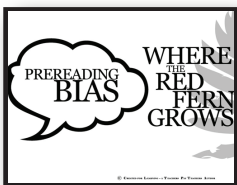


Thanks for looking at our complete teaching unit for Wilson Rawls's fantastic novel, *Where the Red Fern Grows*.

All 270+ pages/slides of activities, organizers, PowerPoints, and essays included in this bundle are designed to enhance your reading experience, save you (the teacher) prep time, and help your students enjoy and appreciate the novel that much more.

INCLUDED:

- PreReading Bias Activity & PowerPoint (11 pages)
 - **CCSS.ELA-Literacy.RL.2**
- Plot Chart Organizer Diagram Arc (2 pages)
 - **CCSS.ELA-Literacy.RL.2**
- Character Organizer (5 pages)
 - **CCSS.ELA-Literacy.RL.3**
- Conflict Graphic Organizer - 6 Types of Conflict (2 pages)
 - **CCSS.ELA-Literacy.RL.2**
- Setting Graphic Organizer (3 pages)
 - **CCSS.ELA-Literacy.RL.2**
- Journal - Quickwrite Writing Prompts - PwrPnt (42 prompts)
 - **CCSS.ELA-Literacy.W.1**
- Comprehension Pop Quizzes (19 quizzes, 79 pages)
 - **CCSS.ELA-Literacy.RL.10**
- Vocabulary Word Lists & Quizzes (15 pages)
 - **CCSS.ELA-Literacy.RL.4**
- Figurative Language PowerPoint (70 slides)
 - **CCSS.ELA-Literacy.RL.4**
 - **CCSS.ELA-Literacy.RL.7**
 - **CCSS.ELA-Literacy.L.2**
- Figurative Language Analyzers (10 pages)
 - **CCSS.ELA-Literacy.RL.4**
 - **CCSS.ELA-Literacy.RL.7**
 - **CCSS.ELA-Literacy.L.2**
- Grammar Bundle (12 pages)
 - **CCSS.ELA-Literacy.L.1**
- Nonfiction Research - Coonskin Coats (3 pages)
 - **CCSS.ELA-Literacy.RI.2,3,6,7**
- Nonfiction Research - Puncture Wounds (4 pages)
 - **CCSS.ELA-Literacy.RI.2,3,6,7**
- Nonfiction Research - The Trail of Tears (5 pages)
 - **CCSS.ELA-Literacy.RI.2,3,6,7**
- Red Fern Legend Art Activity (1 page)
 - **CCSS.ELA-Literacy.RL.1**
 - **CCSS.ELA-Literacy.RL.3**
- 3 Essay Topics & Rubrics (6 pages)
 - **CCSS.ELA-Literacy.W.1 & 3**
- Movie vs. Novel Comparison (2 pages)
 - **CCSS.ELA-Literacy.RL.7**





WHERE THE RED FERN GROWS

Curriculum Map

This is a suggested 8-week plan for students to study Wilson Rawls's novel, *Where the Red Fern Grows*. As with all teaching resources, this plan is for your reference and to give you ideas, and you should certainly adjust it according to your classroom's needs. This unit can be easily adjusted to meet the rigor of honors, regular, reading, or RSP students. **NOTE:** See YouTube video explanation on "Novel Analysis Packet."

Monday Tuesday Wednesday Thursday Friday

Hand out novel analysis packet - Plot, Conflict, Character, Essay Organizer, Etc. Pre-Reading Bias Activity	Read ch. 1 Read Novel Quickwrite	Read ch. 2 Quickwrite	Trail of Tears Nonfiction Activity	Read ch. 3-4 Work on novel analysis organizers.
Read ch. 5 Quickwrite	Read ch. 6-7 Quickwrite	Read ch. 8 Quickwrite	Read ch. 9 Quickwrite & Inflation Calculator	Vocabulary Quiz #1 Work on novel analysis organizers.
Read ch. 10 Raccoon Coats Nonfiction Activity	Read ch. 11 Quickwrite	Read ch. 12 Quickwrite	Read ch. 13 Puncture Wounds Nonfiction Activity	Vocabulary Quiz #2 Work on novel analysis organizers.
Grammar Commas in a Series	Grammar Commas Intro Elements	Grammar Commas Direct Address	Read ch. 14 Quickwrite	Read ch. 15 Quickwrite
Grammar Prepositions	Grammar Conjunctions Interjections	Read ch. 15 Quickwrite	Read ch. 16 Quickwrite	Work on novel analysis organizers. Vocabulary Quiz #3
Discuss the Essay/Speech Start outlining essay ideas	Read ch. 17 Quickwrite	Read ch. 18 Quickwrite	Read ch. 19-20 Red Fern Legend Activity	Vocabulary Quiz #4 Work on Essay/Speech
Work on Essay/Speech Quickwrite	Work on Essay/Speech Quickwrite	Movie vs. Novel Comparison Watch the film and have students compare the movie to the novel.		Vocabulary Quiz #5
Work on Essay/Speech	Work on Essay/Speech	Speech Presentations If students write essays, this time can be used to revise their 1st drafts or peer edit before they turn in their final versions.		



WHERE THE RED FERN GROWS

Activities Pedagogy

We know...opening that .zip folder to find all these cool resources can be a tad bit overwhelming. That's why we've explained the various activities in this unit and the Common Core standards each one accomplishes. 😊

Activity	CC Standard	Pedagogy
PreReading Bias Activity & Discussion	<i>Literacy.RL.1</i> <i>Literacy.SL.1</i>	Students are challenged with nine controversial statements that are created to divide the students into two sides. We like to go question by question and have students physically separate to different sides of the classroom. "If you agree, come to this side...If you disagree, come to this side. Try not to be a maybe or I don't know." Then we have students on both sides express their opinions, while the teacher offers challenging-yet-respectful questions back to each speaker. As students move through the statements, they'll be activating prior knowledge about the deeper issues in the story, while practicing their polite argument skills and getting emotionally connected to the story's ideas.
Plot Organizer	<i>Literacy.RL.2</i>	While reading the novel, students will analyze the 6 parts of the plot and find scenes/events that fit into each of the parts. The graphic-rich organizer will visually remind of the tension map of the story as they read.
Conflict Organizer	<i>Literacy.RL.2</i>	While reading the novel, students will analyze the 6 kinds of conflict and find scenes/events that illustrate the various kinds of conflict.
Characters Organizer	<i>Literacy.RL.3</i>	Students will follow the various characters through the story and analyze various details/quotes/situations about them. They will consider physical descriptions, inner desires, and important traits about those characters in order to determine uniqueness and importance to the story.
Setting Organizer	<i>Literacy.RL.2</i>	While reading the novel, students will consider important settings, harvest supporting quotes that discuss those settings, then analyze the importance/significance of those quotes.
Vocabulary Lists & Quizzes	<i>Literacy.RL.4</i> <i>Literacy.L.4</i>	We've all seen the matching or multiple choice vocabulary assessments with the words in one column and the dictionary definitions in the other. Our assessments require the students to understand the context of the word in a sentence from the novel. Not only does this require them to know the definition, but it forces them to use the word in the right situation.

Activity	CC Standard	Pedagogy
<p>Figurative Language Instructional PowerPoint</p>	<p><i>Literacy.RL.1</i> <i>Literacy.RL.2</i> <i>Literacy.W.1</i></p>	<p>We set out to make the most helpful, most compelling, most graphically attractive teaching resource for you to introduce your learners to all the various figurative language. This 70+ slide PowerPoint will help you introduce how every many you need to teach your level of learners.</p> <p>Two Parts to the PowerPoint:</p> <ul style="list-style-type: none"> > 23 Instructional Slides with definitions and examples > 22 Quiz Review Slides with quote from novel or song for students to analyze > 22 Quiz ReTeach Slides with explanation of why this quote was this figurative language <p>WARNING: This does include an instruction and quiz slide on Double Entendre. By definition, double entendres are "inappropriate" or risque, so please see if this is good for your students before using. You can simply delete those slides from the quiz section.</p>
<p>Figurative Language</p>	<p><i>Literacy.RL.4</i></p>	<p>Students will analyze various passages from the story and determine which kind of figurative language is used. Students will have to identify, compare, and analyze the phrases in a number of different exercises.</p>
<p>Quickwrite Writing Prompts</p>	<p><i>Literacy.RL.1</i> <i>Literacy.RL.2</i> <i>Literacy.W.1</i></p>	<p>These writing prompts require students to write their unedited, off-the-cuff responses to various quotes, situations, and issues that arise from within the story. The questions take the students into memories from their lives (activating prior knowledge), connections with the story's characters and history (encouraging empathetic reading and understanding), and deep areas of thematic meaning (spurring informal argumentation). These discussions might prove to be some of the most meaningful explorations your students experience.</p>
<p>Nonfiction Research Coonskin Coats</p>	<p><i>Literacy.RL.7</i></p>	<p>When chapter 9 rolls around, coonskin coats have become all the fashion craze, which is driving prices up for Billy's precious furs. Good timing, for sure.</p> <p>This activity will lead students to read some information and assess some photos about the fashion craze that swept the nation. Students will learn about their fashion beliefs and their impact on the culture. They'll analyze the lyrics to a hit radio song that highlighted this fashion trend. A great activity to engage them during the reading journey.</p>

Activity	CC Standard	Pedagogy
<p>Nonfiction Research Puncture Wounds</p>	<p><i>Literacy.RL.7</i></p>	<p>When chapter 13 rolls around, a big fight between the boys leaves us wishing we'd known what to do when someone suffers a puncture wound.</p> <p>This activity will lead students to read some information and assess a video about the medical recommendations when someone gets a puncture wound. Students will learn about the medical facts, infections, and when to consult a doctor. A great activity to engage them during the reading journey.</p>
<p>Nonfiction Research Trail of Tears: Cherokee & Ozarks</p>	<p><i>Literacy.RL.7</i></p>	<p>When chapter 2 rolls around, we find out that Billy's mom is of Cherokee descent, and the government has given her family land because of her heritage.</p> <p>This activity will lead students to read some information and assess a video about The Trail of Tears, a terrible time period in Cherokee history that led to Billy's mom getting this land. Students will learn of the injustice behind this detail and the history of American freedom. A great activity to engage during the reading journey.</p>
<p>Comprehension Pop Quizzes</p>	<p><i>Literacy.RL.10</i></p>	<p>These quizzes are crafted to assess whether or not students read the chapters. If the students read the chapters, they should earn 100%...if they didn't read, they should not be able to guess their way to success. These can also be used as exit cards or quick comprehension assessments to see if the teacher needs to further explain the main events of the chapters.</p>
<p>Grammar Prepositions</p>	<p><i>Literacy.L.1</i></p>	<p>Using examples from the novel, students will study prepositions. They will locate prepositions and prepositional phrases in the sentences, and they will practice using the appropriate preposition for the meaning of the sentence.</p>
<p>Grammar Conjunctions & Interjections</p>	<p><i>Literacy.L.1</i></p>	<p>Using examples from the novel, students will study conjunctions (coordinating, subordinating, and correlative) and interjections. They will learn to locate the various conjunctions and interjections in the sentences.</p>
<p>Grammar Commas in a Series</p>	<p><i>Literacy.L.2</i></p>	<p>Using examples from the novel, students will study commas used in a series (list). They will learn to locate the lists in the sentences and use appropriate commas.</p>
<p>Grammar Commas w/ Direct Address</p>	<p><i>Literacy.L.2</i></p>	<p>Using examples from the novel, students will study commas used with direct address. They will learn to locate direct address in the sentences and use appropriate commas.</p>

Activity	CC Standard	Pedagogy
Grammar Commas w/ Introductory Elements	<i>Literacy.L.2</i>	Using examples from the novel, students will study commas used with introductory elements at the beginnings of sentences. They will learn to locate the introductory elements in the sentences and use appropriate commas.
Red Fern Art Activity	<i>Literacy.RL.1</i> <i>Literacy.RL.3</i>	After completing the entire novel, students will have heard the Legend of the Red Fern. The red fern is a legend, not real ... no such plant exists. But within the story and the regional tales, it is very real. Students will use the examples in the text and their imagination to draw what they think the legendary red fern looks like.
Essay / Speech	<i>Literacy.W.1</i> <i>Literacy.W.9</i> <i>Literacy.SL.1</i> <i>Literacy.SL.4</i> <i>Literacy.SL.6</i>	Students will choose from a few deep topics to either write an essay or turn their essay outline into a speech on the topic. During the speeches, students will need to understand and chart the speakers' thesis statements. And for you . . . no-hassle grading rubrics are included to make your teaching life easier and save you time.
Novel vs. Film Comparison	<i>Literacy.RL.7</i>	Students will compare the film to the novel, analyzing the similarities and differences in various aspects of the two works of art.