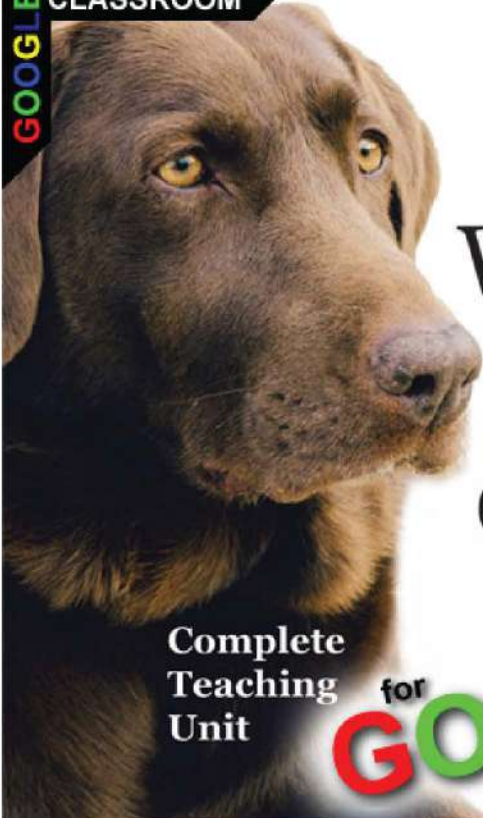


CLASSROOM

GOOGLE

DIGITAL

RESOURCE



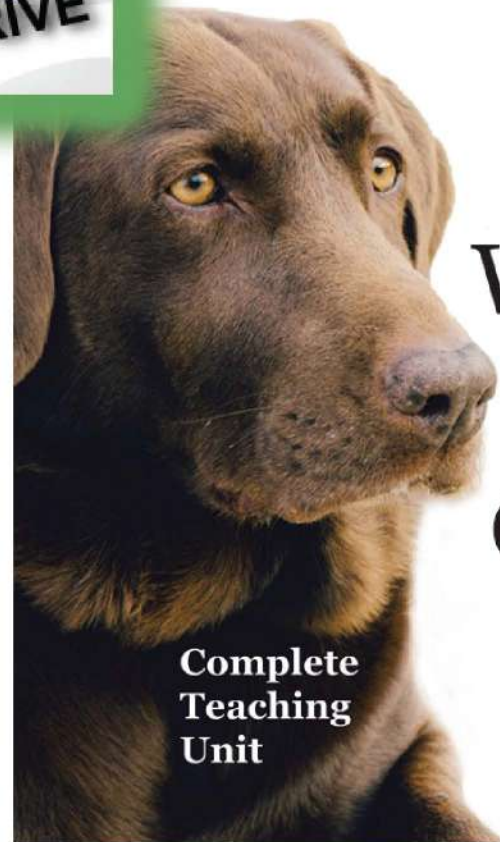
WHERE THE RED FERN GROWS

Complete
Teaching
Unit

for
GOOGLE
DRIVE

Print & Digital Versions
INCLUDED

Why Choose? ... When now you can get BOTH!



WHERE THE RED FERN GROWS

Complete
Teaching
Unit

TEACHING
RESOURCES



WHERE THE RED FERN GROWS



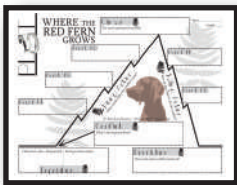

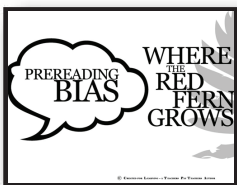
Wilson Rawls



Thanks for looking at our complete teaching unit for Wilson Rawls's fantastic novel, *Where the Red Fern Grows* ... optimized for 1:1 Google Drive & OneDrive.

All 290+ slides/forms of activities, analyzers, slideshows, and essays included in this bundle are designed to enhance your reading experience, save you (the teacher) prep time, and help your students enjoy and appreciate the novel that much more.

INCLUDED:



- PreReading Bias Activity & Slideshow (14 slides)
 - **CCSS.ELA-Literacy.RL.2**
- Plot Chart Analyzer Diagram Arc (2 slides)
 - **CCSS.ELA-Literacy.RL.2**
- Character Analyzer (5 slides)
 - **CCSS.ELA-Literacy.RL.3**
- Conflict Graphic Analyzer - 6 Types of Conflict (2 slides)
 - **CCSS.ELA-Literacy.RL.2**
- Setting Graphic Analyzer (2 slides)
 - **CCSS.ELA-Literacy.RL.2**
- Journal - Quickwrite Writing Prompts (42 prompts)
 - **CCSS.ELA-Literacy.W.1**
- Comprehension Pop Quizzes (19 quizzes, 60 slides/forms)
 - **CCSS.ELA-Literacy.RL.10**
- Vocabulary Word Lists & Quizzes (30 slides/forms)
 - **CCSS.ELA-Literacy.RL.4**
- Figurative Language Slideshow (70 slides)
 - **CCSS.ELA-Literacy.RL.4**
- Figurative Language Analyzers (18 slides/forms)
 - **CCSS.ELA-Literacy.RL.4**
 - **CCSS.ELA-Literacy.RL.7**
 - **CCSS.ELA-Literacy.L.2**
- Grammar Bundle (14 slides/forms)
 - **CCSS.ELA-Literacy.L.1**
- Nonfiction Research - Coonskin Coats (5 slides/forms)
 - **CCSS.ELA-Literacy.RI.2,3,6,7**
- Nonfiction Research - Puncture Wounds (6 slides/forms)
 - **CCSS.ELA-Literacy.RI.2,3,6,7**
- Nonfiction Research - The Trail of Tears (6 slides/forms)
 - **CCSS.ELA-Literacy.RI.2,3,6,7**
- Red Fern Legend Art Activity (1 slide)
 - **CCSS.ELA-Literacy.RL.1**
 - **CCSS.ELA-Literacy.RL.3**
- 3 Essay Topics & Rubrics (11 slides)
 - **CCSS.ELA-Literacy.W.1 & 3**
- Movie vs. Novel Comparison (2 slides)
 - **CCSS.ELA-Literacy.RL.7**





WHERE THE RED FERN GROWS

Curriculum Map

This is a suggested 8-week plan for students to study Wilson Rawls's novel, *Where the Red Fern Grows*. As with all teaching resources, this plan is for your reference and to give you ideas, and you should certainly adjust it according to your classroom's needs. This unit can be easily adjusted to meet the rigor of honors, regular, reading, or RSP students. **NOTE:** See YouTube video explanation on "Novel Analysis Packet."

| Monday | Tuesday | Wednesday | Thursday | Friday |
|---|---|--|---|---|
| Hand out novel analysis packet - Plot, Conflict, Character, Essay Organizer, Etc. Pre-Reading Bias Activity | Read ch. 1 Read Novel Quickwrite | Read ch. 2 Quickwrite | Trail of Tears Nonfiction Activity | Read ch. 3-4 Work on novel analysis organizers. |
| Read ch. 5 Quickwrite | Read ch. 6-7 Quickwrite | Read ch. 8 Quickwrite | Read ch. 9 Quickwrite & Inflation Calculator | Vocabulary Quiz #1 Work on novel analysis organizers. |
| Read ch. 10 Raccoon Coats Nonfiction Activity | Read ch. 11 Quickwrite | Read ch. 12 Quickwrite | Read ch. 13 Puncture Wounds Nonfiction Activity | Vocabulary Quiz #2 Work on novel analysis organizers. |
| Grammar Commas in a Series | Grammar Commas Intro Elements | Grammar Commas Direct Address | Read ch. 14 Quickwrite | Read ch. 15 Quickwrite |
| Grammar Prepositions | Grammar Conjunctions Interjections | Read ch. 15 Quickwrite | Read ch. 16 Quickwrite | Work on novel analysis organizers. Vocabulary Quiz #3 |
| Discuss the Essay/Speech Start outlining essay ideas | Read ch. 17 Quickwrite | Read ch. 18 Quickwrite | Read ch. 19-20 Red Fern Legend Activity | Vocabulary Quiz #4 Work on Essay/Speech |
| Work on Essay/Speech Quickwrite | Work on Essay/Speech Quickwrite | Movie vs. Novel Comparison Watch the film and have students compare the movie to the novel. | | Vocabulary Quiz #5 |
| Work on Essay/Speech | Work on Essay/Speech | Speech Presentations If students write essays, this time can be used to revise their 1st drafts or peer edit before they turn in their final versions. | | |



WHERE THE RED FERN GROWS

Activities Pedagogy

We know...opening that .zip folder to find all these cool resources can be a tad bit overwhelming. That's why we've explained the various activities in this unit and the Common Core standards each one accomplishes. 😊

| Activity | CC Standard | Pedagogy |
|--|--|--|
| PreReading Bias Activity & Discussion | <i>Literacy.RL.1</i> <i>Literacy.SL.1</i> | Students are challenged with nine controversial statements that are created to divide the students into two sides. We like to go question by question and have students physically separate to different sides of the classroom. "If you agree, come to this side...If you disagree, come to this side. Try not to be a maybe or I don't know." Then we have students on both sides express their opinions, while the teacher offers challenging-yet-respectful questions back to each speaker. As students move through the statements, they'll be activating prior knowledge about the deeper issues in the story, while practicing their polite argument skills and getting emotionally connected to the story's ideas. |
| Plot Organizer | <i>Literacy.RL.2</i> | While reading the novel, students will analyze the 6 parts of the plot and find scenes/events that fit into each of the parts. The graphic-rich organizer will visually remind of the tension map of the story as they read. |
| Conflict Organizer | <i>Literacy.RL.2</i> | While reading the novel, students will analyze the 6 kinds conflict and find scenes/events that illustrate the various kinds of conflict. |
| Characters Organizer | <i>Literacy.RL.3</i> | Students will follow the various characters through the story and analyze various details/quotes/situations about them. They will consider physical descriptions, inner desires, and important traits about those characters in order to determine uniqueness and importance to the story. |
| Setting Organizer | <i>Literacy.RL.2</i> | While reading the novel, students will consider important settings, harvest supporting quotes that discuss those settings, then analyze the importance/significance of those quotes.. |
| Vocabulary Lists & Quizzes | <i>Literacy.RL.4</i> <i>Literacy.L.4</i> | We've all seen the matching or multiple choice vocabulary assessments with the words in one column and the dictionary definitions in the other. Our assessments require the students to understand the context of the word in a sentence from the novel. Not only does this require them to know the definition, but it forces them to use the word in the right situation. |

| Activity | CC Standard | Pedagogy |
|--|--|---|
| <p>Figurative Language Instructional PowerPoint</p> | <p><i>Literacy.RL.1</i> <i>Literacy.RL.2</i> <i>Literacy.W.1</i></p> | <p>We set out to make the most helpful, most compelling, most graphically attractive teaching resource for you to introduce your learners to all the various figurative language. This 70+ slide PowerPoint will help you introduce how every many you need to teach your level of learners.</p> <p>Two Parts to the PowerPoint:</p> <ul style="list-style-type: none"> > 23 Instructional Slides with definitions and examples > 22 Quiz Review Slides with quote from novel or song for students to analyze > 22 Quiz ReTeach Slides with explanation of why this quote was this figurative language <p>WARNING: This does include an instruction and quiz slide on Double Entendre. By definition, double entendres are "inappropriate" or risque, so please see if this is good for your students before using. You can simply delete those slides from the quiz section.</p> |
| <p>Figurative Language</p> | <p><i>Literacy.RL.4</i></p> | <p>Students will analyze various passages from the story and determine which kind of figurative language is used. Students will have to identify, compare, and analyze the phrases in a number of different exercises.</p> |
| <p>Quickwrite Writing Prompts</p> | <p><i>Literacy.RL.1</i> <i>Literacy.RL.2</i> <i>Literacy.W.1</i></p> | <p>These writing prompts require students to write their unedited, off-the-cuff responses to various quotes, situations, and issues that arise from within the story. The questions take the students into memories from their lives (activating prior knowledge), connections with the story's characters and history (encouraging empathetic reading and understanding), and deep areas of thematic meaning (spurring informal argumentation). These discussions might prove to be some of the most meaningful explorations your students experience.</p> |
| <p>Nonfiction Research Coonskin Coats</p> | <p><i>Literacy.RL.7</i></p> | <p>When chapter 9 rolls around, coonskin coats have become all the fashion craze, which is driving prices up for Billy's precious furs. Good timing, for sure.</p> <p>This activity will lead students to read some information and assess some photos about the fashion craze that swept the nation. Students will learn about their fashion beliefs and their impact on the culture. They'll analyze the lyrics to a hit radio song that highlighted this fashion trend. A great activity to engage them during the reading journey.</p> |

| Activity | CC Standard | Pedagogy |
|---|------------------------------|--|
| <p>Nonfiction Research Puncture Wounds</p> | <p><i>Literacy.RL.7</i></p> | <p>When chapter 13 rolls around, a big fight between the boys leaves us wishing we'd known what to do when someone suffers a puncture wound.</p> <p>This activity will lead students to read some information and assess a video about the medical recommendations when someone gets a puncture wound. Students will learn about the medical facts, infections, and when to consult a doctor. A great activity to engage them during the reading journey.</p> |
| <p>Nonfiction Research Trail of Tears: Cherokee & Ozarks</p> | <p><i>Literacy.RL.7</i></p> | <p>When chapter 2 rolls around, we find out that Billy's mom is of Cherokee descent, and the government has given her family land because of her heritage.</p> <p>This activity will lead students to read some information and assess a video about The Trail of Tears, a terrible time period in Cherokee history that led to Billy's mom getting this land. Students will learn of the injustice behind this detail and the history of American freedom. A great activity to engage during the reading journey.</p> |
| <p>Comprehension Pop Quizzes</p> | <p><i>Literacy.RL.10</i></p> | <p>These quizzes are crafted to assess whether or not students read the chapters. If the students read the chapters, they should earn 100%...if they didn't read, they should not be able to guess their way to success. These can also be used as exit cards or quick comprehension assessments to see if the teacher needs to further explain the main events of the chapters.</p> |
| <p>Grammar Prepositions</p> | <p><i>Literacy.L.1</i></p> | <p>Using examples from the novel, students will study prepositions. They will locate prepositions and prepositional phrases in the sentences, and they will practice using the appropriate preposition for the meaning of the sentence.</p> |
| <p>Grammar Conjunctions & Interjections</p> | <p><i>Literacy.L.1</i></p> | <p>Using examples from the novel, students will study conjunctions (coordinating, subordinating, and correlative) and interjections. They will learn to locate the various conjunctions and interjections in the sentences.</p> |
| <p>Grammar Commas in a Series</p> | <p><i>Literacy.L.2</i></p> | <p>Using examples from the novel, students will study commas used in a series (list). They will learn to locate the lists in the sentences and use appropriate commas.</p> |
| <p>Grammar Commas w/ Direct Address</p> | <p><i>Literacy.L.2</i></p> | <p>Using examples from the novel, students will study commas used with direct address. They will learn to locate direct address in the sentences and use appropriate commas.</p> |

| Activity | CC Standard | Pedagogy |
|--|--|--|
| Grammar Commas w/ Introductory Elements | <i>Literacy.L.2</i> | Using examples from the novel, students will study commas used with introductory elements at the beginnings of sentences. They will learn to locate the introductory elements in the sentences and use appropriate commas. |
| Red Fern Art Activity | <i>Literacy.RL.1</i> <i>Literacy.RL.3</i> | After completing the entire novel, students will have heard the Legend of the Red Fern. The red fern is a legend, not real ... no such plant exists. But within the story and the regional tales, it is very real. Students will use the examples in the text and their imagination to draw what they think the legendary red fern looks like. |
| Essay / Speech | <i>Literacy.W.1</i> <i>Literacy.W.9</i> <i>Literacy.SL.1</i> <i>Literacy.SL.4</i> <i>Literacy.SL.6</i> | Students will choose from a few deep topics to either write an essay or turn their essay outline into a speech on the topic. During the speeches, students will need to understand and chart the speakers' thesis statements. And for you . . . no-hassle grading rubrics are included to make your teaching life easier and save you time. |
| Novel vs. Film Comparison | <i>Literacy.RL.7</i> | Students will compare the film to the novel, analyzing the similarities and differences in various aspects of the two works of art. |

Created FOR Digital

TEACHING RESOURCES



WHERE THE RED FERN GROWS

Activities

We know...opening that .zip folder to find all these cool resources can be a tad bit overwhelming, so we've explained the various activities in this unit and the Common Core standards each activity addresses.

| Activity | CC Standard | Pedagogy |
|----------|--------------------------------|---|
| One-Step | Literacy.RL.1 Literacy.SL.1 | Students are challenged with nine controversial issues created to divide the students into two sides of the classroom. "If you agree, come to this side. If you disagree, come to this side. Try not to have any students who are in the middle." |



WHERE THE RED FERN GROWS



WHERE THE RED FERN GROWS

Wilson Rawls

This is a suggested 8-week plan for students to study Wilson Rawls's novel, *Where the Red Fern Grows*. This plan is for your reference and to give you ideas according to your classroom's needs. This unit can be easily adjusted to fit your reading, or RSP students. **NOTE:** See YouTube video explanation on "Novel Study Plan".

| Monday | Tuesday | Wednesday | Thursday |
|---|--------------------------------------|---|---|
| Hand out novel analysis packet - Plot, Conflict, Character, Essay Organizer, Etc. Pre-Reading Bias Activity | Read ch. 1 Read Novel | Read ch. 2 | |
| Read ch. 5 | Read ch. 6-7 | Read ch. 8 | Trail of Nonfiction |
| Stop to do quickwrites and discussions whenever you reach the corresponding section of the novel. Quickwrite | Quickwrite | Quickwrite | Quickwrite |
| Read ch. 10 | Read ch. 11 | Read ch. 12 | Read ch. 13 |
| Raccoon Coats Nonfiction Activity | Quickwrite | Quickwrite | Puncture Writing Nonfiction Activity |
| Grammar Commas in a Series | Grammar Commas Intro Elements | Grammar Commas Direct Address | Read ch. 14 |
| | Grammar | Read ch. 15 | Quickwrite |
| Give Comprehension Pop Quizzes whenever students had at-home reading or you need to assess it. Grammar Prepositions | Conjunctions Interjections | Quickwrite | Quickwrite |
| Discuss the Essay/Speech | Read ch. 17 | Read ch. 18 | Read ch. 19-20 |
| Start outlining essay ideas | Quickwrite | Quickwrite | Red Fern Legend Activity |
| Work on Essay/Speech | Work on Essay/Speech | Movie vs. Novel Comparison Watch the film and have students compare the movie to the novel. | |
| Quickwrite | Quickwrite | | |
| Work on Essay/Speech | Work on Essay/Speech | | |

Thanks for looking at our complete teaching unit for Wilson Rawls's fantastic novel, *Where the Red Fern Grows* ... optimized for 1:1 Google Drive & OneDrive!

All 290+ slides/forms of activities, analyzers, slideshows, and essays included in this bundle are designed to enhance your reading experience, save you (the teacher) prep time, and help your students enjoy and appreciate the novel that much more.

INCLUDED:

- PreReading Bias Activity & Slideshow (14 slides) - CCSS.ELA-Literacy.RL.2
- Plot Chart Analyzer Diagram Arc (2 slides) - CCSS.ELA-Literacy.RL.2
- Character Analyzer (5 slides) - CCSS.ELA-Literacy.RL.3
- Conflict Graphic Analyzer - 6 Types of Conflict (2 slides) - CCSS.ELA-Literacy.RL.2
- Setting Graphic Analyzer (2 slides) - CCSS.ELA-Literacy.RL.2
- Journal - Quickwrite Writing Prompts (42 prompts) - CCSS.ELA-Literacy.W.1
- Comprehension Pop Quizzes (19 quizzes, 60 slides/forms) - CCSS.ELA-Literacy.RL.10
- Vocabulary Word Lists & Quizzes (30 slides/forms) - CCSS.ELA-Literacy.RL.4
- Language Slideshow (70 slides) - CCSS.ELA-Literacy.RL.4



POP QUIZ KEY

1. Why does Billy run away from home?
2. Where does Billy run away to?
3. Why are all the townsmen staring at the fishermen's camp?
4. How does Billy plan to get what he or she wants?
5. In what does Billy hide his money?
6. How long does Billy save the money?
7. Who does Billy find when he finds out about the plan?
8. What does Grandpa give Billy?
9. What does Billy plan to do with the money?

POP QUIZ KEY

1. Who is having the memory that ends up being the story?
2. What does the narrator ask his dad for?
3. Why does Dad say the narrator can't have it?
4. What gift does Dad give in hopes of making the narrator forget what he or she really wants?
5. What sound does Billy hear at night that scares him?

POP QUIZ KEY

1. What does Billy find at the fishermen's camp?
2. How does Billy plan to get what he or she wants?
3. In what does Billy hide his money?
4. How long does Billy save the money?
5. Who does Billy find when he finds out about the plan?
6. What does Grandpa give Billy?
7. What does Billy plan to do with the money?

POP QUIZ KEY

1. Who is having the memory that ends up being the story?
2. What does the narrator ask his dad for?
3. Why does Dad say the narrator can't have it?
4. What gift does Dad give in hopes of making the narrator forget what he or she really wants?
5. What sound does Billy hear at night that scares him?

Afford
Billy's parents cannot afford to buy a hound dog. What do they do? What do they do?

Territory
Explain why Billy loves the territory around his house.

Save
Billy works for two years to save up enough money to buy the dog.

Beat Up
As best as you can, explain why the town's kids beat up Billy. Did he do something wrong? How should Billy have done anything differently to avoid the conflict?

Hillbilly
When the town's kids are from, they call him a hillbilly. Discuss some insults that have been called in the past.

Excited
Billy is so excited about the dog that he can't wait and decides to go to Kentucky to pick them up. He is so excited. Justify your opinion.

Pop Quiz Chapter 1-2

WHERE THE RED FERN GROWS

Instruction

- Write "Quickwrites" at the top of the page.
- Draw a line halfway down by splitting your page in two.
- You have 5 minutes to write.
- I'll collect them when we're done.

WHERE THE RED FERN GROWS

GOOGLE DRIVE

INDIVIDUAL REFLECTION

Directions: Answer these questions after our final novel discussion.

1. How did you feel when someone disagreed with the way you feel about any of the ideas?

2. How did you feel when someone disagreed with the way you feel about any of the ideas?

WHERE THE RED FERN GROWS

PREREADING BIAS

Dogs are the best animal to have as pets.

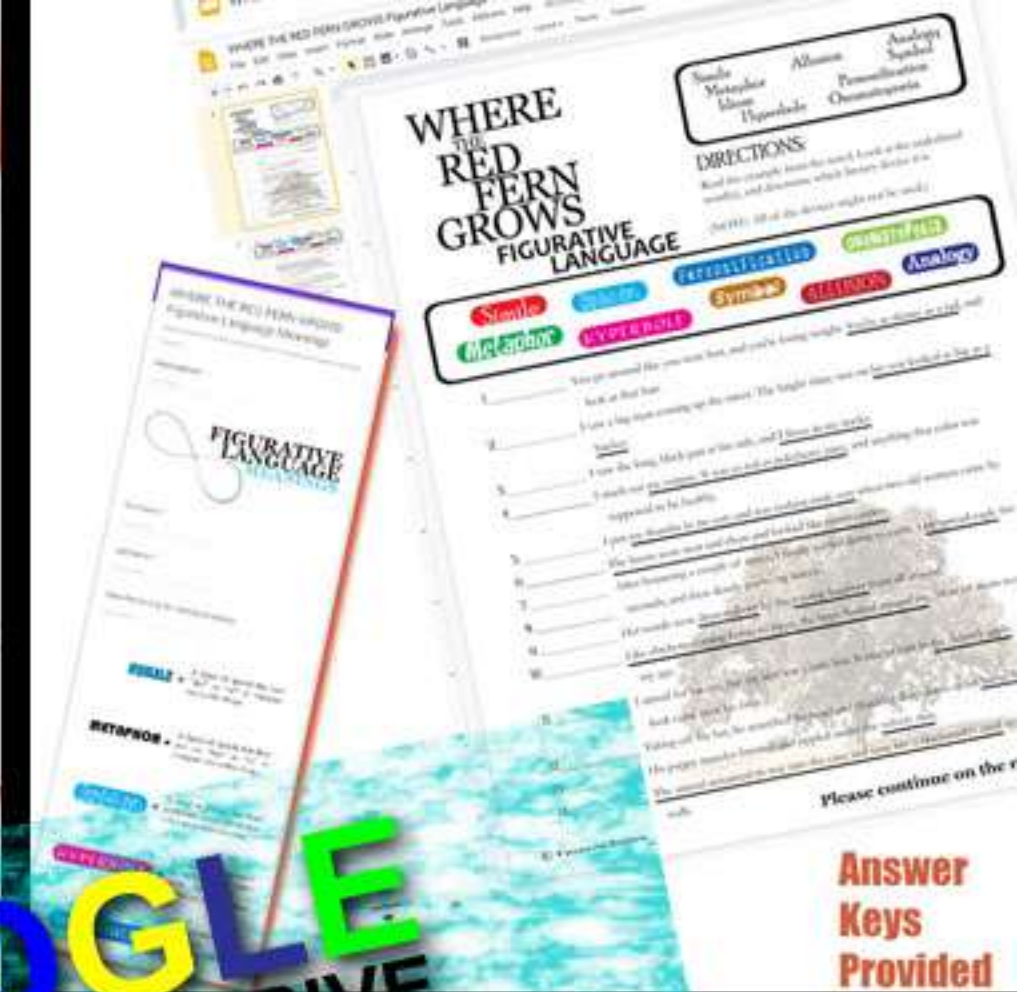
GOOGLE DRIVE

WHERE THE RED FERN GROWS VOCABULARY

Directions: Write a definition for each word using your own words. Use a dictionary for help. Write the word in the space provided. Use a dictionary for help.

1. BURGLED (p. 11)
2. BARKED (p. 11)
3. BARKED (p. 11)
4. BARKED (p. 11)
5. BARKED (p. 11)
6. BARKED (p. 11)
7. BARKED (p. 11)
8. BARKED (p. 11)
9. BARKED (p. 11)
10. BARKED (p. 11)

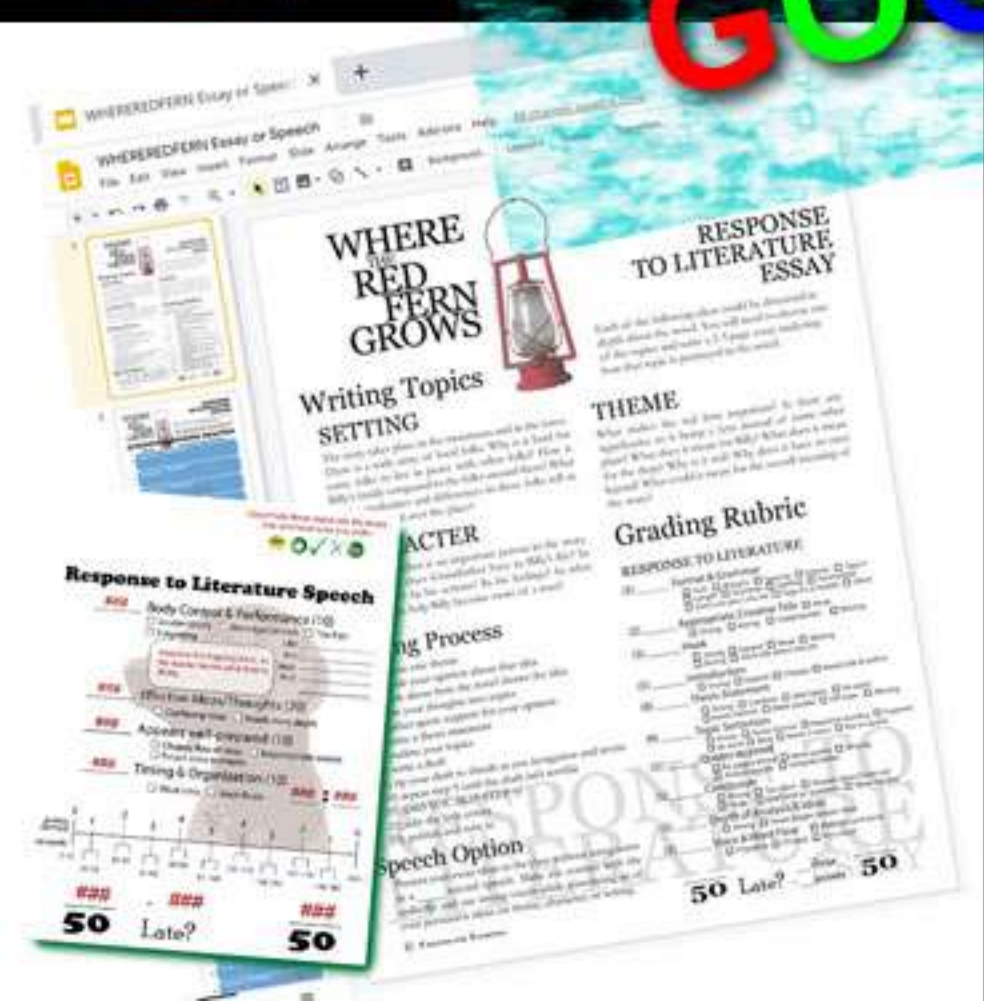
GOOGLE DRIVE



GOOGLE DRIVE

Answer Keys Provided

Answer Keys Provided



Answer Keys Provided



As the United States population increased, treaties were made with Indians to legitimize federal land acquisitions.

Trail of Tears



Inflation Calculator

If in (enter year)

I purchased an item for \$

then in (enter year)

that same item would cost: **\$26.07**

Cumulative rate of inflation: **2507.2%**

CALCULATE

WHERE THE RED FERN GROWS

Trail of Tears

Directions:
Read the passage from Chapter 2 of the history article (<http://bit.ly/1m4m8vz>) and watch the video (<http://bit.ly/1m4m8vz>) about the Cherokee Indians, the Ozark Mountains, and the Trail of Tears and answer these questions.

Our home was in a beautiful valley far back in the rugged Ozarks. The country was new and sparsely settled. The land we lived on was Cherokee land, named in my mother's honor of the Cherokee leader that lived in her name. It lay in a strip of the mountains to the banks of the Henry River in northwestern Oklahoma.

1. What do you think the Cherokee Indians were like in Oklahoma?
TYPE RESPONSE HERE

2. What did people feel in northeast Georgia that made them want to move the Cherokees?
TYPE RESPONSE HERE

3. Who wrote the anti-Cherokee feelings written by signing the Indian Removal Act of 1830?
TYPE RESPONSE HERE



WHERE THE RED FERN GROWS

WHERE THE RED FERN GROWS


Directions:
Read the historical article about Frederick Douglass (<http://bit.ly/1m4m8vz>) and answer these questions.

1. During the 1830s, who were western skin coats?
TYPE RESPONSE HERE

2. Which gender American industry inspired this fashion best?
TYPE RESPONSE HERE

3. Listen to the 1930 George Clean song, "Don't Be Raccoon," and analyze the lyrics. How do songs like this influence people's thinking?"
TYPE RESPONSE HERE

4. Write about another song that has made people want to do things.
TYPE RESPONSE HERE



WHERE THE RED FERN GROWS

LEGEND OF THE RED FERN

DIRECTIONS: After completing the **Trail of Tears** packet, learners will have heard the Legend of the Red Fern. The red fern is a legend, not real — into each plant exists. But within the story and the regional tales, it is very real. Learners will use the examples in the text and their imagination to draw what they think the legendary red fern looks like.

HOW TO DRAW: First the freedom to use a white, unlined sheet of paper, draw your Red Fern rendering. You can also do any fancier version you desire, but that's not required. You can even draw it digitally or have someone film yourself drawing it in. You can even widge it if you'd like. What ever creative medium you want is allowed, but you can also feel free to draw on a plain white paper. The drawing should be as great as possible. The ideas and thought in the drawing should be excellent. Remember, your teacher knows you're not just artists, we just do your best work and ideas.

© Kaminon Books

WHERE THE RED FERN GROWS

Raccoon Skin Coats

Directions:
Read the historical article about Frederick Douglass (<http://bit.ly/1m4m8vz>) and answer these questions.

1. During the 1830s, who were western skin coats?
TYPE RESPONSE HERE

2. Which gender American industry inspired this fashion best?
TYPE RESPONSE HERE

3. Listen to the 1930 George Clean song, "Don't Be Raccoon," and analyze the lyrics. How do songs like this influence people's thinking?"
TYPE RESPONSE HERE

4. Write about another song that has made people want to do things.
TYPE RESPONSE HERE

GOOGLE DRIVE

Answer Keys Provided

Answer Keys Provided

WHERE RED FERN GROWS

SETTINGS

DIRECTIONS: For each of the settings, describe the location physically and emotionally. Think about the emotions that roll up happening there and describe them.

PHYSICAL
1. Type response here
2. Type response here

EMOTIONAL
1. Type response here
2. Type response here

PHYSICAL
1. Type response here
2. Type response here

EMOTIONAL
1. Type response here
2. Type response here

PHYSICAL
1. Type response here
2. Type response here

EMOTIONAL
1. Type response here
2. Type response here

WHERE THE RED FERN GROWS

CHARACTERS

DIRECTIONS: Fill in the responses with specific and simple but clear ideas that show how the character fits the physical description, what they desire, and important traits. Include the page number.

physical description
Type response here

inner desires
Type response here

important traits
Type response here

Billy Colman

physical description
Type response here

inner desires
Type response here

important traits
Type response here

Old Dan

GOOGLE
DRIVE

WHERE THE RED FERN GROWS

CONFLICTS

DIRECTIONS: For each of the six types of conflict, describe an event from the novel that matches that type of conflict.

1. Type response here

2. Type response here

3. Type response here

4. Type response here

5. Type response here

6. Type response here

Created FOR Digital TEACHING RESOURCES

Answer Keys Provided