

Complete Unit

UNWIND



Print & Digital Versions
INCLUDED

Neal Shusterman

GOOGLE CLASSROOM

DIGITAL RESOURCE

UNWIND

GOOGLE DRIVE

Neal Shusterman

Why Choose? ... When now you can get BOTH!

Neal Shusterman








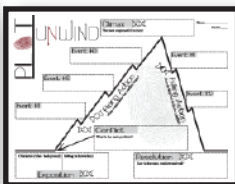



Thanks for looking at our complete teaching unit for Neal Shusterman's fantastic novel, UNWIND ... optimized for 1:1 Google Drive & OneDrive.

All 325+ slides of activities, analyzers, slideshows, and essays included in this bundle are designed to enhance your reading experience, save you (the teacher) prep time, and help your learners enjoy and appreciate the novel that much more.

INCLUDED:

- Google Earth Introduction Tour (24 locations)
 - **CCSS.ELA-Literacy.RL.9**
- Introduction to Utopias Slideshow (22 slides)
 - **CCSS.ELA-Literacy.RL.5**
- Plot Chart Analyzer Diagram Arc (2 slides)
 - **CCSS.ELA-Literacy.RL.2**
- Conflict Graphic Analyzer - 6 Types of Conflict (2 slides)
 - **CCSS.ELA-Literacy.RL.2**
- Characters Analyzer (5 slides)
 - **CCSS.ELA-Literacy.RL.3**
- Setting Analyzer (2 slides)
 - **CCSS.ELA-Literacy.RL.2**
- Slang (2 slides)
 - **CCSS.ELA-Literacy.RL.4**
- Journal - Quickwrite Writing Prompts (30 slides)
 - **CCSS.ELA-Literacy.W.1**
- Comprehension Pop Quizzes (35 slides of quizzes)
 - **CCSS.ELA-Literacy.RL.10**
- Figurative Language Slideshow (70 slides)
- Figurative Language Analyzers (12 slides)
 - **CCSS.ELA-Literacy.RL.4**
 - **CCSS.ELA-Literacy.RL.7**
- Sentence Types Grammar (14 slides)
 - **CCSS.ELA-Literacy.L.1**
- Hypens vs. Dashes Grammar (2 slides)
 - **CCSS.ELA-Literacy.L.1**
- Vocabulary Word Lists & Quizzes (56 slides)
 - **CCSS.ELA-Literacy.RL.4**
- Transplanted Memories Videos (4 videos)
 - **CCSS.ELA-Literacy.RL.10**
- Response to Literature Essay & Speech (11 slides)
 - **CCSS.ELA-Literacy.W.1**
- Final Projects (22 slides)
 - **CCSS.ELA-Literacy.RL.10**
- Movie vs. Novel Comparison (2 slides)
 - **CCSS.ELA-Literacy.RL.7**





This is a suggested 8-week plan for students to study Neal Shusterman's novel, UNWIND. As with all teaching resources, this plan is for your reference and to give you ideas, and you should certainly adjust it according to your classroom's needs. This unit can be easily adjusted to meet the rigor of honors, regular, reading, or RSP students.

Monday	Tuesday	Wednesday	Thursday	Friday
Hand out novel analysis packet - Plot, Conflict, Character, Essay Organizer, Etc. Pre-Reading Bias Activity	Read ch. 1 Google Earth Activity Dystopian Notes	Read ch. 2 Read Novel Quickwrite	Read ch. 3 Quickwrite	Vocabulary Quiz #1 Work on novel analysis organizers.
Read ch. 4-8	Read ch. 9-12	Read ch. 13-16	Read ch. 17-18	Vocabulary Quiz #2 Work on novel analysis organizers.
Stop to do quickwrites and discussions whenever you reach the corresponding section of the novel. Quickwrite	Quickwrite	Quickwrite	Quickwrite	
Read ch. 19 Slang Activity Quickwrite	Read ch. 20 Quickwrite	Read ch. 21 Discuss Ukranian Article on Internet Quickwrite	Read ch. 22-25 Quickwrite	Vocabulary Quiz #3 Work on novel analysis organizers.
	Read ch. 26-27	Read ch. 28-31	Read ch. 32-34	Work on novel analysis organizers.
Give Comprehension Pop Quizzes whenever students had at-home reading or you need to assess their understanding. Figurative Language Activity	Discuss Ebay Body Part Policy	Quickwrite	Google Map of Airplane Graveyard	Vocabulary Quiz #4
Discuss the Essay/Speech or the Final Projects Start outlining ideas or assign project groups.	Read ch. 35-45 Quickwrite	Read ch. 46-50 Quickwrite	Read ch. 51-57 Quickwrite	Vocabulary Quiz #5 Work on Essay/Speech or Final Projects.
Grammar: Sentence Types Independent vs. Subordinate	Read ch. 58-61 Grammar: Sentence Types Simple, Compound	Read ch. 62-64 Grammar: Sentence Types Complex, Cmpd/Cmplx	Read ch. 65-66 Grammar: Hyphens vs. Dashes	Read ch. 67-68 Grammar: Hyphens vs. Dashes
Work on Essay/Speech or Final Projects. Quickwrite	Work on Essay/Speech or Final Projects. Quickwrite	Movie vs. Novel Comparison Watch the film and have students compare the movie to the novel.		Vocabulary Quiz #6
Work on Essay/Speech or Final Projects.	Work on Essay/Speech or Final Projects.	Speeches or Project Presentations If students write essays, this time can be used to revise their 1st drafts or peer edit before they turn in their final versions.		



We know...opening that .zip folder to find all these cool resources can be a tad bit overwhelming. That's why we've explained the various activities in this unit and the Common Core standards each one accomplishes. 😊

Activity	CC Standard	Pedagogy
PreReading Bias Activity & Discussion	<i>Literacy.RL.1</i> <i>Literacy.SL.1</i>	Students are challenged with nine controversial statements that are created to divide the students into two sides. We like to go question by question and have students physically separate to different sides of the classroom. "If you agree, come to this side...If you disagree, come to this side. Try not to be a maybe or I don't know." Then we have students on both sides express their opinions, while the teacher offers challenging-yet-respectful questions back to each speaker. As students move through the statements, they'll be activating prior knowledge about the deeper issues in the story, while practicing their polite argument skills and getting emotionally connected to the story's ideas.
Utopias & Dystopias PowerPoint	<i>Literacy.RL.5</i>	The novel's storyline fits squarely within the tradition of dystopian literature. This resource gives the students a common background about utopias and dystopias, so they can start to think about what would make an ideal world.
Google Earth Activity	<i>Literacy.RL.9</i>	Using free software available through Google.com, the class will enjoy a multimedia tour through the locations in the story. Many of them will be zoomed in to 3D, ground-level views. All of them will give the students a close-up view of the world's geography and how the locations can come to life as they see the world there in class. Choose from a few options: (1) show them the tour of the world beforehand (withholding plot information to avoid spoilers) so they can see where you're going, (2) show them as the story unfolds, or (3) show them after the story is over as an eye-opening review.
Plot Organizer	<i>Literacy.RL.2</i>	While reading the novel, students will analyze the 6 parts of the plot and find scenes/events that fit into each of the parts. The graphic-rich organizer will visually remind of the tension map of the story as they read.
Conflict Organizer	<i>Literacy.RL.2</i>	While reading the novel, students will analyze the 6 kinds conflict and find scenes/events that illustrate the various kinds of conflict.



Activity	CC Standard	Pedagogy
Characters Organizer	<i>Literacy.RL.3</i>	Students will follow the various characters through the story and analyze various details/quotes/situations about them. They will consider physical descriptions, inner desires, and important traits about those characters in order to determine uniqueness and importance to the story.
Setting Organizer	<i>Literacy.RL.2</i>	While reading the novel, students will consider important settings, harvest supporting quotes that discuss those settings, then analyze the importance/significance of those quotes.
10 Demands Posters	<i>Literacy.RL.10</i>	This poster is fun to copy and post on the walls around the room. Students won't know what they mean until that part of the novel comes around . . . then they'll start reading them before class.
Slang Activity	<i>Literacy.RL.4</i>	Students will look at a bunch of the slang the Unwinds and their society use. They'll guess at the meanings of the various terms and idioms, then compare their thoughts to reality.
Quickwrite Writing Prompts	<i>Literacy.RL.1</i> <i>Literacy.RL.2</i> <i>Literacy.W.1</i>	These writing prompts require students to write their unedited off-the-cuff responses to various quotes, situations, issues that arise from within the story. The questions take the students into memories from their lives (activating prior knowledge), connections with the story's characters and history (encouraging empathetic reading and understanding), and deep areas of thematic meaning (spurring informal argumentation). These discussions might prove to be some of the most meaningful explorations your students experience.
Comprehension Pop Quizzes	<i>Literacy.RL.10</i>	These quizzes are crafted to assess whether or not students read the chapters. If the students read the chapters, they should earn 100%...if they didn't read, they should not be able to guess their way to success. These can also be used as exit cards or quick comprehension assessments to see if the teacher needs to further explain the main events of the chapters.
Vocabulary Lists & Quizzes	<i>Literacy.RL.4</i> <i>Literacy.L.4</i>	We've all seen the matching or multiple choice vocabulary assessments with the words in one column and the dictionary definitions in the other. These assessments require the students to understand the context of the word in a sentence from the novel. Not only does this require them to know the definition, but it forces them to use the word in the right situation. We rarely do all 6 vocabulary quizzes. Certainly adjust them to your students' needs.
Sentence Types: Simple, Compound, Complex	<i>Literacy.L.1</i>	First, students will analyze various passages from the story and determine whether they contain independent or subordinate clauses. Building off this knowledge, students will then analyze the kind of sentence structure used: simple, compound, complex, or compound-complex.



Activity	CC Standard	Pedagogy
Hyphens vs. Dashes	<i>Literacy.L.1</i>	Students will analyze various passages from the story to determine the correct usage of hyphens or dashes. We're always amazed at how the students don't totally feel like we shift over into studying grammar because they're still using examples from the story they're reading.
Transplanted Memory Videos	<i>Literacy.RL.10</i>	This 40-minute YouTube video (split into 4 10-minute clips) is a super interesting pseudo-scientific view on the memory in the heart (and other body parts?). Students will be fascinated to think about organ donors and transplants and whether parts of humans live on in their new hosts, similar to in the novel. We love watching one 10-minute clip a week to break up the reading and engage the students in a new way. The clips are available on YouTube.
Figurative Language Instructional PowerPoint	<i>Literacy.RL.1</i> <i>Literacy.RL.2</i> <i>Literacy.W.1</i>	We set out to make the most helpful, most compelling, most graphically attractive teaching resource for you to introduce your learners to all the various figurative language. This 70+ slide PowerPoint will help you introduce how every many you need to teach your level of learners. Two Parts to the PowerPoint: > 23 Instructional Slides with definitions and examples > 22 Quiz Review Slides with quote from novel or song for students to analyze > 22 Quiz ReTeach Slides with explanation of why this quote was this figurative language WARNING: This does include an instruction and quiz slide on Double Entendre. By definition, double entendres are "inappropriate" or risque, so please see if this is good for your students before using. You can simply delete those slides from the quiz section.
Figurative Language	<i>Literacy.RL.4</i>	Students will analyze various passages from the story and determine which kind of figurative language is used. Students will have to identify, compare, and analyze the phrases in a number of different exercises.
Essay / Speech	<i>Literacy.W.1</i> <i>Literacy.W.9</i> <i>Literacy.SL.1</i> <i>Literacy.SL.4</i> <i>Literacy.SL.6</i>	Students will choose from a few deep topics to either write an essay or turn their essay outline into a speech on the topic. During the speeches, students will need to understand and chart the speakers' thesis statements. And for you . . . no-hassle grading rubrics are included to make your teaching life easier and save you time.



Activity	CC Standard	Pedagogy
Novel vs. Film Comparison	<i>Literacy.RL.7</i>	Students will compare the film to the novel, analyzing the similarities and differences in various aspects of the two works of art. The film is scheduled for theatrical release in 2016.
Final Projects	<i>Literacy.RL.10</i>	In lieu of essays or speeches, you might want to have your students choose a final project to create and present to the class. A wide variety of project options are provided to meet students' preferences, artistic skills, technology access and talents, and create diversity in the final products and presentations. It also allows students the ability to work alone or in groups. The students will find these project ideas as engaging as they are challenging.