

SCOTT O'DELL







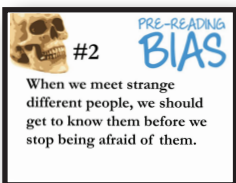

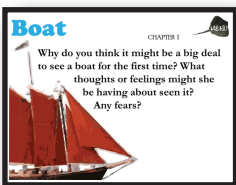


ISLAND OF THE BLUE DOLPHINS

Thanks for looking at our complete teaching unit for Scott O'Dell's fantastic novel, ISLAND OF THE BLUE DOLPHINS.


All 215 pages/slides of activities, organizers, PowerPoints, and essays included in this bundle are designed to enhance your reading experience, save you (the teacher) prep time, and help your students enjoy and appreciate the novel that much more.

INCLUDED:

- PreReading Bias Activity & PowerPoint (11 pages)
 - **CCSS.ELA-Literacy.RL.2**
- Plot Chart Organizer Diagram Arc (2 pages)
 - **CCSS.ELA-Literacy.RL.2**
- Character Organizer (5 pages)
 - **CCSS.ELA-Literacy.RL.3**
- Conflict Graphic Organizer - 6 Types of Conflict (2 pages)
 - **CCSS.ELA-Literacy.RL.2**
- Map It Out Activity (2 pages)
 - **CCSS.ELA-Literacy.RL.1**
 - **CCSS.ELA-Literacy.RL.3**
- Message in a Bottle Activity (1 page)
 - **CCSS.ELA-Literacy.RL.1**
 - **CCSS.ELA-Literacy.RL.3**
- Comprehension Pop Quizzes (58 pages/slides)
 - **CCSS.ELA-Literacy.RL.10**
- Vocabulary Word Lists & Quizzes (9 pages)
 - **CCSS.ELA-Literacy.RL.4**
- Figurative Language PowerPoint (70 slides)
- Figurative Language Analyzers (8 pages)
 - **CCSS.ELA-Literacy.RL.4**
 - **CCSS.ELA-Literacy.RL.7**
- Journal - Quickwrite Writing Prompts - PwrPt (34 prompts)
 - **CCSS.ELA-Literacy.W.1**
- Grammar - Prepositions (1 page)
 - **CCSS.ELA-Literacy.L.1**
- Grammar - Conjunctions & Interjections (2 pages)
 - **CCSS.ELA-Literacy.L.1**
- Grammar - Commas in a Series (1 page)
 - **CCSS.ELA-Literacy.L.2**
- Grammar - Commas & Introductory Elements (1 page)
 - **CCSS.ELA-Literacy.L.2**
- Grammar - Commas & Direct Address (1 page)
 - **CCSS.ELA-Literacy.L.2**
- 3 Essay Topics & Rubrics (6 pages)
 - **CCSS.ELA-Literacy.W.1 & 3**
- Movie vs. Novel Comparison (2 pages)
 - **CCSS.ELA-Literacy.RL.7**



ISLAND ^{OF THE} BLUE DOLPHINS



Curriculum Map

This is a suggested 7-week plan for students to study Scott O'Dell's novel, ISLAND OF THE BLUE DOLPHINS. As with all teaching resources, this plan is for your reference and to give you ideas, and you should certainly adjust it according to your classroom's needs. This unit can be easily adjusted to meet the rigor of honors, regular, reading, or RSP students.

Monday	Tuesday	Wednesday	Thursday	Friday
Hand out novel analysis packet - Plot, Conflict, Character, Essay Organizer, Etc. Pre-Reading Bias Activity	Read ch. 1-2 Read Novel Work on novel analysis organizers.	Read ch. 3-4 Otter Video	Read ch. 5-6	Prepositions Grammar Work on novel analysis organizers.
Read ch. 7-8	Read ch. 9-10	Read ch. 11-12	Conjunctions & Interjections Grammar	Vocabulary Quiz #1
Quickwrite	Figurative Language Activity	Quickwrite	Commas Intro Grammar	
Commas Series Grammar Commas Direct Address Grammar	Read ch. 12-13 Elephant Seal Videos Quickwrite	Read ch. 14-15 Quickwrite	Figurative Language Activity Message in a Bottle Activity Due	Map It Out Activity Work on novel analysis organizers.
Read ch. 16-17	Read ch. 18-20	Read ch. 21-22	Read ch. 23-25	Work on novel analysis organizers.
Quickwrite	Devilfish Videos	Map It Out Activity Again	Quickwrite	Vocabulary Quiz #2
Discuss the Essay/Speech Start outlining ideas for Essay/Speech	Read ch. 26-27 Tsunami Videos Quickwrite	Read ch. 28-29 Quickwrite	Map It Out Activity & Discussion Finish Figurative Language Activity	Vocabulary Quiz #3 Work on Essay/Speech
Work on Essay/Speech	Work on Essay/Speech	Movie vs. Novel Comparison Watch the film and have students compare the movie to the novel.		
Quickwrite	Quickwrite			
Work on Essay/Speech	Work on Essay/Speech	Speech Presentations If students write essays, this time can be used to revise their 1st drafts or peer edit before they turn in their final versions.		

ISLAND ^{OF THE} BLUE DOLPHINS



Activities Pedagogy

We know...opening that .zip folder to find all these cool resources can be a tad bit overwhelming. That's why we've explained the various activities in this unit and the Common Core standards each one accomplishes. 😊

Activity	CC Standard	Pedagogy
PreReading Bias Activity & Discussion	<i>Literacy.RL.1</i> <i>Literacy.SL.1</i>	Students are challenged with nine controversial statements that are created to divide the students into two sides. We like to go question by question and have students physically separate to different sides of the classroom. "If you agree, come to this side...If you disagree, come to this side. Try not to be a maybe or I don't know." Then we have students on both sides express their opinions, while the teacher offers challenging-yet-respectful questions back to each speaker. As students move through the statements, they'll be activating prior knowledge about the deeper issues in the story, while practicing their polite argument skills and getting emotionally connected to the story's ideas.
Plot Organizer	<i>Literacy.RL.2</i>	While reading the novel, students will analyze the 6 parts of the plot and find scenes/events that fit into each of the parts. The graphic-rich organizer will visually remind of the tension map of the story as they read.
Conflict Organizer	<i>Literacy.RL.2</i>	While reading the novel, students will analyze the 6 kinds conflict and find scenes/events that illustrate the various kinds of conflict.
Characters Organizer	<i>Literacy.RL.3</i>	Students will follow the various characters through the story and analyze various details/quotes/situations about them. They will consider physical descriptions, inner desires, and important traits about those characters in order to determine uniqueness and importance to the story.
Vocabulary Lists & Quizzes	<i>Literacy.RL.4</i> <i>Literacy.L.4</i>	We've all seen the matching or multiple choice vocabulary assessments with the words in one column and the dictionary definitions in the other. These assessments require the students to understand the context of the word in a sentence from the novel. Not only does this require them to know the definition, but it forces them to use the word in the right situation.



Activity	CC Standard	Pedagogy
Figurative Language	<i>Literacy.RL.4</i>	Students will analyze various passages from the story and determine which kind of figurative language is used. Students will have to identify, compare, and analyze the phrases in a number of different exercises.
Figurative Language Instructional PowerPoint	<i>Literacy.RL.1</i> <i>Literacy.RL.2</i> <i>Literacy.W.1</i>	<p>We set out to make the most helpful, most compelling, most graphically attractive teaching resource for you to introduce your learners to all the various figurative language. This 70+ slide PowerPoint will help you introduce how every many you need to teach your level of learners.</p> <p>Two Parts to the PowerPoint:</p> <ul style="list-style-type: none"> > 23 Instructional Slides with definitions and examples > 22 Quiz Review Slides with quote from novel or song for students to analyze > 22 Quiz ReTeach Slides with explanation of why this quote was this figurative language <p>WARNING: This does include an instruction and quiz slide on Double Entendre. By definition, double entendres are "inappropriate" or risque, so please see if this is good for your students before using. You can simply delete those slides from the quiz section.</p>
Quickwrite Writing Prompts	<i>Literacy.RL.1</i> <i>Literacy.RL.2</i> <i>Literacy.W.1</i>	These writing prompts require students to write their unedited off-the-cuff responses to various quotes, situations, issues that arise from within the story. The questions take the students into memories from their lives (activating prior knowledge), connections with the story's characters and history (encouraging empathetic reading and understanding), and deep areas of thematic meaning (spurring informal argumentation). These discussions might prove to be some of the most meaningful explorations your students experience.
Comprehension Pop Quizzes	<i>Literacy.RL.10</i>	These quizzes are crafted to assess whether or not students read the chapters. If the students read the chapters, they should earn 100%...if they didn't read, they should not be able to guess their way to success. These can also be used as exit cards or quick comprehension assessments to see if the teacher needs to further explain the main events of the chapters.



Activity	CC Standard	Pedagogy
Map It Out Activity	<i>Literacy.RL.1</i> <i>Literacy.RL.3</i>	<p>DIRECTIONS FOR STUDENTS:</p> <p>"Using locations mentioned in the novel and a little bit of outside geography research, draw a map of where the story happens and mark where the characters travel, talk about traveling, and are going to travel."</p> <p>"For everything you draw on your map, record where you got your information or clues from. If the clue is from the novel, include page numbers and paragraph numbers. If the clue is from outside the novel, include the website title and URL or the book title and page number. Then, write an explanation of what this source showed you. This is called citing your sources."</p> <p>Students will not only enjoy this engaging activity, but they'll be challenged to think about the clues in the text and compile them into a map that makes sense of them all. Finally, they'll document their research which will prepare them for bibliographies and works cited skills.</p>
Essay / Speech	<i>Literacy.W.1</i> <i>Literacy.W.9</i> <i>Literacy.SL.1</i> <i>Literacy.SL.4</i> <i>Literacy.SL.6</i>	<p>Students will choose from a few deep topics to either write an essay or turn their essay outline into a speech on the topic. During the speeches, students will need to understand and chart the speakers' thesis statements. And for you . . . no-hassle grading rubrics are included to make your teaching life easier and save you time.</p>
Message in a Bottle Activity	<i>Literacy.RL.1</i> <i>Literacy.RL.3</i>	<p>DIRECTIONS FOR STUDENTS:</p> <p>"After reading about the big events leading up to end of Chapter 16, students will imagine they are in the story and write a letter about what's been happening on the island and how they're feeling about it all. What fears, hopes, dreams, and/or plans are running through their mind and what do they think they should do now?"</p> <p>"Students should use their creativity and any kind of paper they think fits the mood/setting of the story. (Optional) They can even stuff it in a bottle to send out into the wide ocean."</p> <p>"When your letter (and bottle?) is done, your teacher will tell you when it's due, whether or not to stuff your letter or seal the bottle yet, and what to do with it all. They might have you present your letter, display it in class, or some other method."</p> <p>Students will not only enjoy this engaging activity, but they'll be challenged to use their character knowledge to engage in a creative writing assignment that is tied to the novel's content.</p>



Activity	CC Standard	Pedagogy
Grammar Prepositions	<i>Literacy.L.1</i>	Using examples from the novel, students will study prepositions. They will locate prepositions and prepositional phrases in the sentences, and they will practice using the appropriate preposition for the meaning of the sentence.
Grammar Conjunctions & Interjections	<i>Literacy.L.1</i>	Using examples from the novel, students will study conjunctions (coordinating, subordinating, and correlative) and interjections. They will learn to locate the various conjunctions and interjections in the sentences.
Grammar Commas in a Series	<i>Literacy.L.2</i>	Using examples from the novel, students will study commas used in a series (list). They will learn to locate the lists in the sentences and use appropriate commas.
Grammar Commas w/ Direct Address	<i>Literacy.L.2</i>	Using examples from the novel, students will study commas used with direct address. They will learn to locate direct address in the sentences and use appropriate commas.
Grammar Commas w/ Introductory Elements	<i>Literacy.L.2</i>	Using examples from the novel, students will study commas used with introductory elements at the beginnings of sentences. They will learn to locate the introductory elements in the sentences and use appropriate commas.
Novel vs. Film Comparison	<i>Literacy.RL.7</i>	Students will compare the film to the novel, analyzing the similarities and differences in various aspects of the two works of art.