

CLASSROOM

DIGITAL

GOOGLE

RESOURCE

Complete Unit



GOOGLE DRIVE

Print & Digital Versions INCLUDED



CREATED FOR LEARNING

TO KILL A Mockingbird

Harper Lee

Complete Unit



TO KILL A Mockingbird


Why Choose? ... When now you can get BOTH!

TEACHING RESOURCES

Harper Lee



TO KILL A Mockingbird




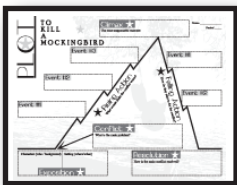
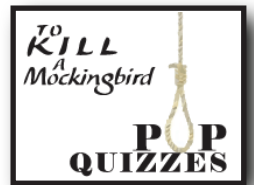


Thanks for looking at our complete teaching unit for Harper Lee's fantastic novel, TO KILL A MOCKINGBIRD ... optimized for 1:1 Google Drive & OneDrive.

All 331 slides of activities, analyzers, slideshows, and essays included in this bundle are designed to enhance your reading experience, save you (the teacher) prep time, and help your learners enjoy and appreciate the novel that much more.

INCLUDED:

- Pre-reading Bias Intro Activity (14 slides)
 - **CCSS.ELA-Literacy.RL.2**
- Nothing to Fear FDR 1st Inaugural Address
 - **CCSS.ELA-Literacy.RL.2**
- Plot Chart Analyzer Diagram Arc (2 slides)
 - **CCSS.ELA-Literacy.RL.2**
- Conflict Graphic Analyzer - 6 Types of Conflict (2 slides)
 - **CCSS.ELA-Literacy.RL.2**
- Characters Analyzer (3 slides)
 - **CCSS.ELA-Literacy.RL.3**
- Settings Analyzer (4 slides)
 - **CCSS.ELA-Literacy.RL.2**
- Symbols Analyzer (8 slides)
 - **CCSS.ELA-Literacy.RL.2**
- Figurative Language Slideshow (70 slides)
 - **CCSS.ELA-Literacy.RL.4**
- Figurative Language Activity (18 slides)
 - **CCSS.ELA-Literacy.RL.7**
- Journal - Quickwrite Writing Prompts (66 slides)
 - **CCSS.ELA-Literacy.W.1**
- 24 Comprehension Pop Quizzes (74 slides)
 - **CCSS.ELA-Literacy.RL.10**
- Light of the World Rotogravure Analysis (5 slides)
 - **CCSS.ELA-Literacy.RL.7**
- There's a Land Beyond the River Hymn Analysis (5 slides)
 - **CCSS.ELA-Literacy.RL.7**
- On Jordan's Stormy Banks Hymn Analysis (5 slides)
 - **CCSS.ELA-Literacy.RL.7**
- Shadrach Children's Game Allusion Analysis (5 slides)
 - **CCSS.ELA-Literacy.RL.7**
- Vocabulary Word Lists & Quizzes (36 slides)
 - **CCSS.ELA-Literacy.RL.4**
- Essay and Speech (11 slides)
 - **CCSS.ELA-Literacy.W.1**
- Movie vs. Novel Analysis (2 slides)
 - **CCSS.ELA-Literacy.RL.7**





TO KILL A Mockingbird

curriculum map

This is a suggested 8-week plan for students to study Harper Lee's novel, TO KILL A MOCKINGBIRD. As with all teaching resources, this plan is for your reference and to give you ideas, and you should certainly adjust it according to your classroom's needs. This unit can be easily adjusted to meet the rigor of honors, regular, reading, or RSP students.

Monday	Tuesday	Wednesday	Thursday	Friday
Hand out novel analysis packet - Plot, Conflict, Character, Essay Organizer, Etc. Pre-Reading Bias Activity	Read ch. 1 Read Novel Quickwrite	Read ch. 2-3 Nothing to Fear	Read ch. 4-5 Quickwrite	Vocabulary Quiz #1 Work on novel analysis organizers.
Read ch. 6-7 Quickwrite	Read ch. 8 Great Depression Video	Read ch. 9 Quickwrite	Read ch. 10 Quickwrite	Vocabulary Quiz #2 Work on novel analysis organizers.
Read ch. 11 Quickwrite	Read ch. 12 Shadrach Activity	Read ch. 13 Light of the World Activity	Read ch. 14 Land Beyond the River Activity	Vocabulary Quiz #3 Work on novel analysis organizers.
Read ch. 15 Jordan's Stormy Banks Activity	Read ch. 16 Quickwrite	Read ch. 17 Jim Crow Laws Sites & Discussion	Read ch. 18-19 Quickwrite	Work on novel analysis organizers. Vocabulary Quiz #4
Read ch. 20-21 Quickwrite	Read ch. 22-23 Quickwrite	Figurative Language Activity Quickwrite	Read ch. 24 Quickwrite	Vocabulary Quiz #5 Work on novel analysis organizers.
Discuss the Essay/Speech Start outlining ideas Work on Essay/Speech	Read ch. 25-27 Quickwrite	Read ch. 28 Quickwrite	Read ch. 29-31 Quickwrite	Vocabulary Quiz #6 Work on Essay/Speech
Symbols Activity Work on Essay/Speech	Quickwrite Work on Essay/Speech	Movie vs. Novel Comparison Watch the film and have students compare the movie to the novel.		
		Speeches / Essays If students write essays, this time can be used to revise their 1st drafts or peer edit before they turn in their final versions.		



TO KILL A Mockingbird

activities pedagogy

We know...opening that .zip folder to find all these cool resources can be a tad bit overwhelming. That's why we've explained the various activities in this unit and the Common Core standards each one accomplishes. 😊

Activity	CC Standard	Pedagogy
PreReading Bias Activity & Discussion	<i>Literacy.RL.1</i> <i>Literacy.SL.1</i>	Students are challenged with nine controversial statements that are created to divide the students into two sides. We like to go question by question and have students physically separate to different sides of the classroom. "If you agree, come to this side...If you disagree, come to this side. Try not to be a maybe or I don't know." Then we have students on both sides express their opinions, while the teacher offers challenging-yet-respectful questions back to each speaker. As students move through the statements, they'll be activating prior knowledge about the deeper issues in the story, while practicing their polite argument skills and getting emotionally connected to the story's ideas.
FDR'S Nothing to Fear Inaugural Address	<i>Literacy.RL.2</i>	On page 6, Harper Lee sets this story soon after F.D.R.'s 1st Inaugural Address when he said the famous lines, "We have nothing to fear but fear itself." Students will either watch the video, listen to the audio, and/or read the speech to get a context for this novel in history and how the speech might apply to the story.
Plot Organizer	<i>Literacy.RL.2</i>	While reading the novel, students will analyze the 6 parts of the plot and find scenes/events that fit into each of the parts. The graphic-rich organizer will visually remind of the tension map of the story as they read.
Conflict Organizer	<i>Literacy.RL.2</i>	While reading the novel, students will analyze the 6 kinds conflict and find scenes/events that illustrate the various kinds of conflict.
Characters Organizer	<i>Literacy.RL.3</i>	Students will follow the various characters through the story and analyze various details/quotes/situations about them. They will consider physical descriptions, inner desires, and important traits about those characters in order to determine uniqueness and importance to the story.
Setting Organizer	<i>Literacy.RL.2</i>	While reading the novel, students will consider important settings, harvest supporting quotes that discuss those settings, then analyze the importance/significance of those quotes..

Activity	CC Standard	Pedagogy
<p>Shadrach Children's Game Allusion Analysis</p>	<p><i>Literacy.RL.7</i></p>	<p>When Scout attends Calpurnia's church, the children play this game called Shadrach, which is an allusion to a Biblical story of Shadrach, Meshach, and Abednego, a pretty fantastic story about 3 guys, a fiery furnace, a powerful ruler, and a miracle.</p> <p>This activity will lead students to read the allusionary story, analyze the characters in the allusion, discuss the nature of children's games, and explore this game in the context of the novel's overall theme.</p>
<p>"Light of the World" Rotogravure Analysis"</p>	<p><i>Literacy.RL.7</i></p>	<p>When Scout attends Calpurnia's church, there is a rotogravure art image on the wall of William Holman Hunt's THE LIGHT OF THE WORLD. This activity will lead students to analyze the meaning of this art piece in history, in Calpurnia's church (the First Purchase church), and in the overall meaning of the novel's theme.</p>
<p>"There's a Land Beyond the River Hymn Analysis"</p>	<p><i>Literacy.RL.7</i></p>	<p>When Scout attends Calpurnia's church, one of the songs they sing is Daniel de Marbelle's 1887 "There's a Land Beyond the River."</p> <p>This activity will lead students to analyze the meaning of this hymn in cultural history, in Calpurnia's church (the First Purchase church), and in the overall meaning of the novel's theme.</p>
<p>"On Jordan's Stormy Banks Hymn Analysis"</p>	<p><i>Literacy.RL.7</i></p>	<p>When Scout attends Calpurnia's church, one of the songs they sing is Samuel Stennett's 1787 "On Jordan's Stormy Banks."</p> <p>This activity will lead students to analyze the meaning of this hymn in cultural history, in Calpurnia's church (the First Purchase church), and in the overall meaning of the novel's theme.</p>
<p>Figurative Language Instructional PowerPoint</p>	<p><i>Literacy.RL.1</i> <i>Literacy.RL.2</i> <i>Literacy.W.1</i></p>	<p>We set out to make the most helpful, most compelling, most graphically attractive teaching resource for you to introduce your learners to all the various figurative language. This 70+ slide PowerPoint will help you introduce how every many you need to teach your level of learners.</p> <p>Two Parts to the PowerPoint:</p> <ul style="list-style-type: none"> > 23 Instructional Slides with definitions and examples > 22 Quiz Review Slides with quote from novel or song for students to analyze > 22 Quiz ReTeach Slides with explanation of why this quote was this figurative language <p>WARNING: This does include an instruction and quiz slide on Double Entendre. By definition, double entendres are "inappropriate" or risque, so please see if this is good for your students before using. You can simply delete those slides from the quiz section.</p>

Activity	CC Standard	Pedagogy
Figurative Language	<i>Literacy.RL.4</i>	Students will analyze various passages from the story and determine which kind of figurative language is used. Students will have to identify, compare, and analyze the phrases in a number of different exercises.
Symbols	<i>Literacy.RL.4</i>	Students will use this sweet-looking graphic organizer to analyze 6 key symbols/motifs from the novel. They will make note of 2-3 key quotes about each symbol. Then they will analyze what deeper meaning the symbol means in the novel.
Vocabulary Lists & Quizzes	<i>Literacy.RL.4</i> <i>Literacy.L.4</i>	We've all seen the matching or multiple choice vocabulary assessments with the words in one column and the dictionary definitions in the other. These assessments require the students to understand the context of the word in a sentence from the novel. Not only does this require them to know the definition, but it forces them to use the word in the right situation.
Jim Crow Laws Video Discuss	<i>Literacy.RL.7</i> <i>Literacy.RL.10</i>	The PBS website has fantastic videos, non-fiction, even an interactive map showing the Jim Crow Laws and the locations and numbers of all the lynchings. Students have a super informative and engaging time with their self-guided or teacher-led research.
Quickwrite Writing Prompts	<i>Literacy.RL.1</i> <i>Literacy.RL.2</i> <i>Literacy.W.1</i>	These writing prompts require students to write their unedited off-the-cuff responses to various quotes, situations, issues that arise from within the story. The questions take the students into memories from their lives (activating prior knowledge), connections with the story's characters and history (encouraging empathetic reading and understanding), and deep areas of thematic meaning (spurring informal argumentation). These discussions might prove to be some of the most meaningful explorations your students experience.
Comprehension Pop Quizzes	<i>Literacy.RL.10</i>	These quizzes are crafted to assess whether or not students read the chapters. If the students read the chapters, they should earn 100%...if they didn't read, they should not be able to guess their way to success. These can also be used as exit cards or quick comprehension assessments to see if the teacher needs to further explain the main events of the chapters.
Great Depression Crash Course Video	<i>Literacy.RL.7</i> <i>Literacy.RL.10</i>	This video by John Green will energize and inform the students about what was happening in the rest of the U.S. society and the world during the time period of the novel. Learn about the causes and effects of the Great Depression.

Activity	CC Standard	Pedagogy
Essay / Speech	<i>Literacy.W.1</i> <i>Literacy.W.9</i> <i>Literacy.SL.1</i> <i>Literacy.SL.4</i> <i>Literacy.SL.6</i>	Students will choose from a few deep topics to either write an essay or turn their essay outline into a speech on the topic. During the speeches, students will need to understand and chart the speakers' thesis statements. And for you . . . no-hassle grading rubrics are included to make your teaching life easier and save you time.
Novel vs. Film Comparison	<i>Literacy.RL.7</i>	Students will compare the film to the novel, analyzing the similarities and differences in various aspects of the two works of art.