

James Dashner

MAZE RUNNER




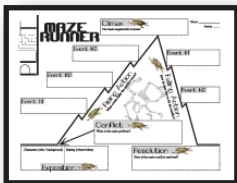



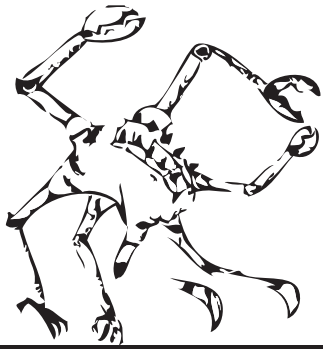
Thanks for looking at our complete teaching unit for James Dashner's fantastic novel, MAZE RUNNER.

All 370+ pages/slides of activities, organizers, PowerPoints, and essays included in this bundle are designed to enhance your reading experience, save you (the teacher) prep time, and help your students enjoy and appreciate the novel that much more.

INCLUDED:

- PreReading Bias Activity & PowerPoint (11 pages)
 - *CCSS.ELA-Literacy.RL.2*
- Introduction to Utopias PowerPoint (23 slides)
 - *CCSS.ELA-Literacy.RL.5*
- Slang Analysis - Syringe Art (2 pages)
 - *CCSS.ELA-Literacy.RL.4*
- Plot Chart Organizer Diagram Arc (1 page)
 - *CCSS.ELA-Literacy.RL.2*
- Conflict Graphic Organizer - 6 Types of Conflict (2 pages)
 - *CCSS.ELA-Literacy.RL.2*
- Character Organizer (5 pages)
 - *CCSS.ELA-Literacy.RL.3*
- Figurative Language PowerPoint (70 slides)
- Figurative Language Analyzers (10 pages)
 - *CCSS.ELA-Literacy.RL.4*
 - *CCSS.ELA-Literacy.RL.7*
- Journal - Quickwrite Writing Prompts - PowerPoint (56 prompts)
 - *CCSS.ELA-Literacy.W.1*
- Mapping the Glade Activity (3 pages)
 - *CCSS.ELA-Literacy.RL.1,3*
- Vocabulary Word Lists & Quizzes (16 pages)
 - *CCSS.ELA-Literacy.RL.4*
- Selfie Video Update Activity (1 page)
 - *CCSS.ELA-Literacy.RL.1,3*
- Comprehension Pop Quizzes (28 quizzes)
 - *CCSS.ELA-Literacy.RL.10*
- Epilogue Response Activity (1 page)
 - *CCSS.ELA-Literacy.RL.1,3*
- 3 Essay Topics & Rubrics (6 pages)
 - *CCSS.ELA-Literacy.W.1 & 3*
- Movie vs. Novel Comparison (2 pages)
 - *CCSS.ELA-Literacy.RL.7*



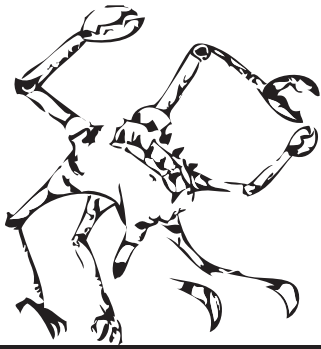


MAZE RUNNER

curriculum map

This is a suggested 7-week plan for students to study James Dashner’s novel, MAZE RUNNER. As with all teaching resources, this plan is for your reference and to give you ideas, and you should certainly adjust it according to your classroom’s needs. This unit can be easily adjusted to meet the rigor of honors, regular, reading, or RSP students.

Monday	Tuesday	Wednesday	Thursday	Friday
PreReading Bias Activity & Discussion James Dashner Interview Video	Hand out novel analysis packet - Plot, Conflict, Character, Essay Organizer, etc. Start reading novel. Read ch. 1-3	Dystopian Notes Read ch. 4-5 Slang Activity, Video, & Discussion	QuickWrite Read ch. 6-8	Work on novel analysis organizers. Read ch. 9-11
Read Novel Stop to do quickwrites and discussions whenever you reach the corresponding section of the novel.				Vocabulary Quiz #1 Work on novel analysis organizers.
Read ch. 12-16 QuickWrite	Read ch. 17-20 QuickWrite	Map the Glade Activity	Read ch. 21-24 QuickWrite	Work on novel analysis organizers.
Work on novel analysis organizers. Discuss Plots & Conflicts so far Give Comprehension Pop Quizzes whenever students had at-home reading or you need to assess their understanding.	Read Novel Read ch. 25-26 QuickWrite	Read ch. 27-29 QuickWrite	Read ch. 30-32	Vocabulary Quiz #2 Work on novel analysis organizers.
Read ch. 33-35	Read ch. 36-38	Read ch. 39-42	Read ch. 43-46	Vocabulary Quiz #3 QuickWrite
Selfie Video Update	Figurative Language	Figurative Language	Figurative Language	Vocabulary Quiz #4 Finish Reading Novel
Discuss the Essay/Speech Start outlining ideas or assign project groups.	Read ch. 47-51 Work on Essay/Speech or Final Projects.	Read ch. 52-55 Work on Essay/Speech or Final Projects.	Read ch. 56-59 Work on Essay/Speech or Final Projects.	Finish Reading Novel
Epilogue Response Letter or Viral Video	Read Letters & Watch Videos Posted Online	Movie vs. Novel Comparison Watch the 2014 version of MAZE RUNNER and have students compare the movie to the novel.		
Work on Essay/Speech or Final Projects.	Work on novel analysis organizers.	Speech Performances Students will present/perform their speeches before the class. Audience members will decipher and analyze each other’s thesis statement ideas.	→	



MAZE RUNNER

activities pedagogy

We know...opening that .zip folder to find all these cool resources can be a tad bit overwhelming. That's why we've explained the various activities in this unit and the Common Core standards each one accomplishes. 😊

Activity	CC Standard	Pedagogy
Utopias & Dystopias PowerPoint	<i>Literacy.RL.5</i>	The novel's storyline fits squarely within the tradition of dystopian literature. This resource gives the students a common background about utopias and dystopias, so they can start to think about what would make an ideal world.
PreReading Bias Activity & Discussion	<i>Literacy.RL.1</i> <i>Literacy.SL.1</i>	Students are challenged with nine controversial statements that are created to divide the students into two sides. We like to go question by question and have students physically separate to different sides of the classroom. "If you agree, come to this side...If you disagree, come to this side. Try not to be a maybe or I don't know." Then we have students on both sides express their opinions, while the teacher offers challenging-yet-respectful questions back to each speaker. As students move through the statements, they'll be activating prior knowledge about the deeper issues in the story, while practicing their polite argument skills and getting emotionally connected to the story's ideas.
Slang Activity	<i>Literacy.RL.4</i>	Students will look at a bunch of the slang the Gladers use in the novel. They'll guess at what they think the various terms and idioms mean, then compare their thoughts to reality.
Plot Organizer	<i>Literacy.RL.2</i>	While reading the novel, students will analyze the 6 parts of the plot and find scenes/events that fit into each of the parts. The graphic-rich organizer will visually remind of the tension map of the story as they read.
Conflict Organizer	<i>Literacy.RL.2</i>	While reading the novel, students will analyze the 6 kinds conflict and find scenes/events that illustrate the various kinds of conflict.
Characters Organizer	<i>Literacy.RL.3</i>	Students will follow the various characters through the story and analyze various details/quotes/situations about them. They will consider physical descriptions, inner desires, and important traits about those characters in order to determine uniqueness and importance to the story.

Activity	CC Standard	Pedagogy
Quickwrite Writing Prompts	<i>Literacy.RL.1</i> <i>Literacy.RL.2</i> <i>Literacy.W.1</i>	<p>These writing prompts require students to write their unedited off-the-cuff responses to various quotes, situations, issues that arise from within the story. The questions take the students into memories from their lives (activating prior knowledge), connections with the story's characters and history (encouraging empathetic reading and understanding), and deep areas of thematic meaning (spurring informal argumentation). These discussions might prove to be some of the most meaningful explorations your students experience.</p>
Figurative Language Instructional PowerPoint	<i>Literacy.RL.1</i> <i>Literacy.RL.2</i> <i>Literacy.W.1</i>	<p>We set out to make the most helpful, most compelling, most graphically attractive teaching resource for you to introduce your learners to all the various figurative language. This 70+ slide PowerPoint will help you introduce how every many you need to teach your level of learners.</p> <p>Two Parts to the PowerPoint:</p> <ul style="list-style-type: none"> > 23 Instructional Slides with definitions and examples > 22 Quiz Review Slides with quote from novel or song for students to analyze > 22 Quiz ReTeach Slides with explanation of why this quote was this figurative language <p>WARNING: This does include an instruction and quiz slide on Double Entendre. By definition, double entendres are "inappropriate" or risque, so please see if this is good for your students before using. You can simply delete those slides from the quiz section.</p>
Figurative Language	<i>Literacy.RL.4</i>	<p>Students will analyze various passages from the story and determine which kind of figurative language is used. Students will have to identify, compare, and analyze the phrases in a number of different exercises.</p>
Mapping the Glade Activity	<i>Literacy.RL.1</i> <i>Literacy.RL.3</i>	<p>After reading the first 20 chapters, students will break into groups and work together to draw a map of the Glade. They will use textual citations from the novel to justify their facts and locations. They will need to decide what group roles each student is going to accomplish then get going on mapping out the four quadrants of the Glade and drawing picture representations of what happens in that section of the Glade.</p>

Activity	CC Standard	Pedagogy
Vocabulary Lists & Quizzes	<i>Literacy.RL.4</i> <i>Literacy.L.4</i>	<p>We've all seen the matching or multiple choice vocabulary assessments with the words in one column and the dictionary definitions in the other. These assessments require the students to understand the context of the word in a sentence from the novel. Not only does this require them to know the definition, but it forces them to use the word in the right situation.</p>
Selfie Video Update Activity	<i>Literacy.RL.1</i> <i>Literacy.RL.3</i>	<p>After reading about the big events leading up to end of Chapter 35, students will record a video selfie update of what's been happening at the Glade and how they're feeling about it all. What fears, hopes, dreams, paranoia, and/or conspiracies are running through their minds and what do they think the Gladers should do now?</p> <p>Using your cell phone or a friend's, record a video. The video quality should be as good as possible. The ideas and emotions in the video should be excellent. Remember to film horizontally to make it easy to view on mobile devices and on computers (e.g. YouTube).</p> <p>When your video is done, your teacher will tell you how to publish it. They might have you email the video to them, or upload it to YouTube, or post it to Edmodo or Blackboard, or post a link to the class's Twitter feed ... or some other method.</p>
Comprehension Pop Quizzes	<i>Literacy.RL.10</i>	<p>These quizzes are crafted to assess whether or not students read the chapters. If the students read the chapters, they should earn 100%...if they didn't read, they should not be able to guess their way to success. These can also be used as exit cards or quick comprehension assessments to see if the teacher needs to further explain the main events of the chapters.</p>
Epilogue Response Activity	<i>Literacy.RL.1</i> <i>Literacy.RL.3</i>	<p>After reading the complete novel and especially the epilogue written by Chancelor Ava Paige, students will pretend they are Thomas who has just intercepted this secret internal memorandum. They will then write a response letter or record a response video letting the Chancelor know their plans and response.</p>
Essay / Speech	<i>Literacy.W.1</i> <i>Literacy.W.9</i> <i>Literacy.SL.1</i> <i>Literacy.SL.4</i> <i>Literacy.SL.6</i>	<p>Students will choose from a few deep topics to either write an essay or turn their essay outline into a speech on the topic. During the speeches, students will need to understand and chart the speakers' thesis statements. And for you . . . no-hassle grading rubrics are included to make your teaching life easier and save you time.</p>
Novel vs. Film Comparison	<i>Literacy.RL.7</i>	<p>Students will compare the film to the novel, analyzing the similarities and differences in various aspects of the two works of art.</p>