

FOR **GOOGLE** CLASSROOM

DIGITAL RESOURCE

THE DIARY OF **GOOGLE** DRIVE ANNE FRANK

Anne Frank

COMPLETE UNIT

Print & Digital Versions INCLUDED

Why Choose? ... When now you can get BOTH!


THE DIARY OF ANNE FRANK

Anne Frank

COMPLETE UNIT

THE DIARY OF A YOUNG GIRL

Anne Frank







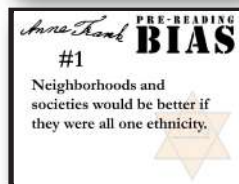
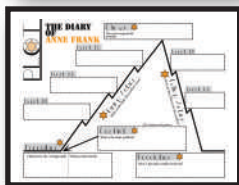




Thanks for looking at our complete teaching unit for Anne Frank's fantastic memoir, THE DIARY OF A YOUNG GIRL, and the play adaptation ... optimized for 1:1 Google Drive & OneDrive.

All 266 pages/slides/images of activities, organizers, PowerPoints, and essays included in this bundle are designed to enhance your reading experience, save you (the teacher) prep time, and help your students enjoy and appreciate the novel that much more.

INCLUDED:

- PreReading Bias Activity (14 slides)
 - **CCSS.ELA-Literacy.RL.2**
- Intro Notes to the Diary and History (28 slides)
 - **CCSS.ELA-Literacy.RL.9**
- Google Earth Introduction Tour (8 locations)
 - **CCSS.ELA-Literacy.RL.9**
- KWL Notetaking Analyzer (1 slide)
 - **CCSS.ELA-Literacy.RL.9**
- Propaganda Cartoon & Video Activity (18 images/slides)
 - **CCSS.ELA-Literacy.RL.9**
- Anne Frank Holocaust Reading List (1 slides)
 - **CCSS.ELA-Literacy.RL.9**
- Plot Chart Analyzer Diagram Arc (2 slides)
 - **CCSS.ELA-Literacy.RL.2**
- Conflict Graphic Analyzer - 6 Types of Conflict (2 slides)
 - **CCSS.ELA-Literacy.RL.2**
- Journal - Quickwrite Writing Prompts (21 slides)
 - **CCSS.ELA-Literacy.W.1**
- Literary Response Questions (3 slides)
 - **CCSS.ELA-Literacy.W.1,2,3**
- Verb Moods: Subjunctive, Conditional, Indicative, Imperative, Interrogative (26 slides)
 - **CCSS.ELA-Literacy.L.8.1c**
 - **CCSS.ELA-Literacy.RL.9**
- Active & Passive Voice Jeopardy (26 slides)
 - **CCSS.ELA-Literacy.RL.9**
 - **CCSS.ELA-Literacy.L.8.1b**
 - **CCSS.ELA-Literacy.L.1**
- Sentence Combining Activity (16 slides)
 - **CCSS.ELA-Literacy.RL.9.2a**
 - **CCSS.ELA-Literacy.L.8.1c**
 - **CCSS.ELA-Literacy.L.1**
- Essay & Quotes Analyzers (11 slides)
 - **CCSS.ELA-Literacy.RL.2,3**
 - **CCSS.ELA-Literacy.W.1**
- Extra Credit Activity (12 slides)
 - **CCSS.ELA-Literacy.RL.9**
- Characters & Timeline Posters (2 large posters)
 - **CCSS.ELA-Literacy.RL.3**
- Public Domain Images (75+ images)
 - **CCSS.ELA-Literacy.RL.9,10**



THE DIARY OF A YOUNG GIRL

Anne Frank



CURRICULUM MAP

This is a suggested 7-week plan for students to study Goodrich & Hackett's play version, THE DIARY OF ANNE FRANK. As with all teaching resources, this plan is for your reference and to give you ideas, and you should certainly adjust it according to your classroom's needs. This unit can be easily adjusted to meet the rigor of honors, regular, reading, or RSP students.

Monday	Tuesday	Wednesday	Thursday	Friday
Hand out play analysis packet - Plot, Conflict, KWL, Essay Organizer, Etc. Pre-Reading Bias Activity	World War II Background Notes Offer Extra Credit Activity Propaganda Activity	Google Earth Intro Tour Find WWII video to watch background	Read Act 1 Read Play → Quickwrite	Discuss Plots & Conflicts so far Work on play analysis organizers.
Read Act 1	Read Act 1	Read Act 1	Read Act 1	Discuss Characters & Essays so far Work on play analysis organizers.
Quickwrite	Quickwrite	Quickwrite	Quickwrite	Discuss Plots & Conflicts so far Work on play analysis organizers.
Active/Passive Voice Activity	Read Act 2 Quickwrite	Read Act 2 Sentence Combining Activity	Read Act 2 Quickwrite	Discuss Plots & Conflicts so far Work on play analysis organizers.
Verb Moods Activity	Verb Moods Activity	Read Act 2 Quickwrite	Read Act 2 Quickwrite	Discuss Characters & Essays so far Work on play analysis organizers.
Discuss the Essay/Speech Start outlining ideas	Read Act 2 Quickwrite	Read Act 2 Quickwrite	Read Act 2 Quickwrite	Discuss Plots & Conflicts so far Work on Essay/Speech
Work on Essay/Speech	Work on Essay/Speech	Movie vs. Play Comparison Watch the film and have students compare the movie to the play.		
Quickwrite	Quickwrite			
Work on Essay/Speech	Work on Essay/Speech	Speech Presentations If students write essays, this time can be used to revise their 1st drafts or peer edit before they turn in their final versions.		

THE DIARY OF A YOUNG GIRL

Anne Frank



ACTIVITIES PEDAGOGY

We know...opening that .zip folder to find all these cool resources can be a tad bit overwhelming. That's why we've explained the various activities in this unit and the Common Core standards each one accomplishes. 😊

Activity	CC Standard	Pedagogy
K.W.L. Activity	<i>Literacy.RL.9</i>	<p>This tool will help students prepare for reading the story and debrief and process what they've learned at the end.</p> <p>K = What you KNOW = students write down what they already know about a topic</p> <p>W = What you WANT to know = students write down what they would like to know about the topic</p> <p>L = What you LEARNED = toward the end of the unit, students write down what they learned about the topic</p>
World War II Background Notes	<i>Literacy.RL.1</i> <i>Literacy.SL.1</i>	<p>Students will get a lot of helpful background information about World War II, the Jews, the Nazis, Adolf Hitler, and the Holocaust so they can better understand the context of this story within the wide map of the world's conflict.</p>
Google Earth Activity	<i>Literacy.RL.9</i>	<p>Using free software available through Google.com, the class will enjoy a multimedia tour through the locations in the story. Many of them will be zoomed in to 3D, ground-level views. All of them will give the students a close-up view of the world's geography and how the locations can come to life as they see the world there in class.</p> <p>Choose from a few options: (1) show them the tour of the world beforehand (withholding plot information to avoid spoilers) so they can see where you're going., (2) show them as the story unfolds, or (3) show them after the story is over as an eye-opening review.</p>

Activity	CC Standard	Pedagogy
<p>PreReading Bias Activity & Discussion</p>	<p><i>Literacy.RL.1</i> <i>Literacy.SL.1</i></p>	<p>Students are challenged with nine controversial statements that are created to divide the students into two sides. We like to go question by question and have students physically separate to different sides of the classroom. "If you agree, come to this side...If you disagree, come to this side. Try not to be a maybe or I don't know." Then we have students on both sides express their opinions, while the teacher offers challenging-yet-respectful questions back to each speaker. As students move through the statements, they'll be activating prior knowledge about the deeper issues in the story, while practicing their polite argument skills and getting emotionally connected to the story's ideas.</p>
<p>Propaganda Cartoons & Video Response Activity</p>	<p><i>Literacy.RL.9</i></p>	<p>Students will look at the various Nazi propaganda cartoons as a class and discuss what they were trying to get Germans to believe about Jews.</p> <p>Show a video (a link is provided) of an Adolf Hitler propaganda speech. Then watch one or both of the End Slavery Now propaganda videos and answer the three response questions.</p> <p>This should spark a lively debate about the emotions propaganda sparks in humans and allow the class to discuss whether propaganda is good or bad and how we should recognize it.</p>
<p>Characters Organizer</p>	<p><i>Literacy.RL.3</i></p>	<p>Students will follow the various characters through the story and analyze various details/quotes/situations about them. They will consider physical descriptions, inner desires, and important traits about those characters in order to determine uniqueness and importance to the story.</p>
<p>Plot Organizer</p>	<p><i>Literacy.RL.2</i></p>	<p>While reading the novel, students will analyze the 6 parts of the plot and find scenes/events that fit into each of the parts. The graphic-rich organizer will visually remind of the tension map of the story as they read.</p>
<p>Conflict Organizer</p>	<p><i>Literacy.RL.2</i></p>	<p>While reading the novel, students will analyze the 6 kinds conflict and find scenes/events that illustrate the various kinds of conflict.</p>
<p>Active/Passive Voice Activity</p>	<p><i>Literacy.RL.9</i> <i>Literacy.L.8.1b</i> <i>Literacy.L.1</i></p>	<p>This active passive voice PowerPoint Jeopardy will engage your students in their review of active and passive voice by using example sentences from The Diary of Anne Frank play.</p>
<p>Verb Moods Activity</p>	<p><i>Literacy.L.8.1c</i> <i>Literacy.L.1</i></p>	<p>This verb moods mini-unit is guaranteed to engage your students in their learning of verb moods. We don't know about you, but we've had a hard time finding quality resources for subjunctive, conditional, indicative, imperative, and interrogative verb moods for middle and high school students.</p>

Activity	CC Standard	Pedagogy
<p>Quickwrite Writing Prompts</p>	<p><i>Literacy.RL.1</i> <i>Literacy.RL.2</i> <i>Literacy.W.1</i></p>	<p>These writing prompts require students to write their unedited off-the-cuff responses to various quotes, situations, issues that arise from within the story. The questions take the students into memories from their lives (activating prior knowledge), connections with the story's characters and history (encouraging empathetic reading and understanding), and deep areas of thematic meaning (spurring informal argumentation). These discussions might prove to be some of the most meaningful explorations your students experience.</p>
<p>Extra Credit Jewish Star Activity</p>	<p><i>Literacy.RL.9</i></p>	<p>This Diary of Anne Frank extra credit activity is not for the light of heart. Many students will not have the guts to follow through. For one week, students will wear the Star of David on the outside of their clothing at school. Everywhere they go.</p> <p>INCLUDED:</p> <ul style="list-style-type: none"> * 1-page assignment handout * 1-page parent letter home <p>First, this Diary of Anne Frank activity is completely optional and should probably be presented to and approved by your principal.</p> <p>Second, this Diary of Anne Frank activity is meant to be carried out with the highest respect and remembrance for what the Jews experienced during WWII.</p> <p>Third, the Diary of Anne Frank activity is meant to help give students a minor glimpse into what the Jews might have experienced during WWII. Hitler forced the Jews to wear the yellow Star of David on their clothes or armbands with the Star on their forearms or biceps. In respectful remembrance, the students may spend a whole week wearing the Star at school and, afterward, writing a page in response, discussing and exploring their feelings during the experience and trying to imagine what it might have been like for the Jews. Of course, there is no way our simple activity can compare to the gravity of the Jewish experience, but my hope is that my students might get a small glimpse into their world and hopefully come out the other end of the activity with a deep respect and sympathy for what the prejudice inherent in WWII might have been like.</p> <p>I cannot express how powerful this experience has been for my students while reading The Diary of Anne Frank. The ones who participate barely care about the extra points they earn. They are changed people.</p>

Activity	CC Standard	Pedagogy
Sentence Combining	<i>Literacy.L.1</i> <i>Literacy.L.1a</i> <i>Literacy.L.2a</i> <i>Literacy.L.3</i> <i>Literacy.RL.9</i>	<p>This sentence combining activity uses sentences from the story to practice using coordinating conjunctions, semicolons, subordinating conjunctions, appositives, and conjunctive adverbs. Have your learners compare the two sentences together to see what meaning relationship they have together so they can determine which conjunction joins them together for the correct applicable meaning. The conjunctions "but" and "so" create very different meanings in sentences (so do "while" and "since" or "consequently" and "otherwise"), and this activity helps learners look more closely at how they're combining sentences together.</p>
Essay / Speech	<i>Literacy.W.1</i> <i>Literacy.W.9</i> <i>Literacy.SL.1</i> <i>Literacy.SL.4</i> <i>Literacy.SL.6</i>	<p>Students will choose from a few deep topics to either write an essay or turn their essay outline into a speech on the topic. During the speeches, students will need to understand and chart the speakers' thesis statements. And for you . . . no-hassle grading rubrics are included to make your teaching life easier and save you time.</p>
Story vs. Film Comparison	<i>Literacy.RL.7</i>	<p>Students will compare the film to the memoir/play, analyzing the similarities and differences in various aspects of the two works of art.</p>
Holocaust Reading List	<i>Literacy.RL.8.10</i>	<p>The Diary of Anne Frank happens at such a difficult, complex time in history. Here is a comprehensive list of 50+ young adult stories (both fiction and non-fiction) that will help students broaden, enhance, enrich their Holocaust and World War II experience.</p>
Public Domain Images	<i>Literacy.RL.10</i>	<p>This .zip file includes 75+ Public Domain Images from the National Archives about Anne Frank and World War II. Use these whenever you feel necessary to add historical context or interest.</p>
Characters & Timeline Posters	<i>Literacy.RL.10</i>	<p>These 34"x22" full-color literature posters of the timeline of the people and events are effective ways to help middle school students keep track of what happened to the characters from the memoir or play.</p> <p>TO PRINT: I have had great success printing quality posters with the tech center at my district's office. I have also used Kinko's and other print shops. Simply take this digital file on a flash disk and transfer the file to them (or submit via email). Specify the print dimensions you would like (nothing larger than 34"x22" or it could get grainy). Then I've laminated the posters at my school and at a local teacher supply store.</p>