
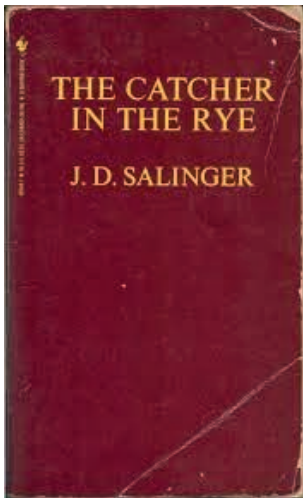


J. D. Salinger



THE CATCHER IN THE RYE

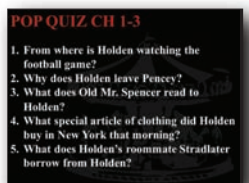



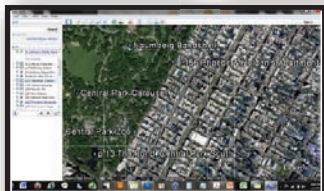
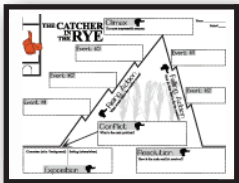


Thanks for looking at our complete teaching unit for J. D. Salinger's fantastic novel, THE CATCHER IN THE RYE.

All 237 pages/slides of activities, organizers, PowerPoints, and essays included in this bundle are designed to enhance your reading experience, save you (the teacher) prep time, and help your students enjoy and appreciate the novel that much more.

INCLUDED:

- Pre-Reading Bias Activity (11 page/slides)
 - *CCSS.ELA-Literacy.RL.2*
- Google Earth Introduction Tour (36 locations)
 - *CCSS.ELA-Literacy.RL.9*
- Plot Chart Organizer Diagram Arc (1 page)
 - *CCSS.ELA-Literacy.RL.2*
- Conflict Graphic Organizer - 6 Types of Conflict (1 page)
 - *CCSS.ELA-Literacy.RL.2*
- Characters Organizer (5 pages)
 - *CCSS.ELA-Literacy.RL.3*
- Settings Organizer (1 page)
 - *CCSS.ELA-Literacy.RL.2*
- Figurative Language PowerPoint (70 slides)
- Figurative Language Analyzers (12 pages)
 - *CCSS.ELA-Literacy.RL.4*
 - *CCSS.ELA-Literacy.RL.7*
- Symbols Organizer (1 page)
 - *CCSS.ELA-Literacy.RL.2*
- Journal - Quickwrite Writing Prompts - PwrPnt (50 slides)
 - *CCSS.ELA-Literacy.W.1*
- Vocabulary Word Lists & Quizzes (20 pages)
 - *CCSS.ELA-Literacy.RL.4*
- Pop Quizzes (22 pages & slides)
 - *CCSS.ELA-Literacy.RL.10*
- Persuasive Essay & Speech and Quotes Organizer (6 pgs)
 - *CCSS.ELA-Literacy.W.1*
- David Copperfield E-book (1 page)



THE



curriculum map

CATCHER IN THE RYE

This is a suggested 6-week plan for students to study J.D. Salinger's novel, THE CATCHER IN THE RYE. As with all teaching resources, this plan is for your reference and to give you ideas, and you should certainly adjust it according to your classroom's needs. This unit can be easily adjusted to meet the rigor of honors, regular, reading, or RSP students.

Monday	Tuesday	Wednesday	Thursday	Friday
Hand out novel analysis packet - Plot, Conflict, Character, Essay Organizer, Etc. Pre-Reading Bias Activity	Read ch. 1-2 Read Novel David Copperfield Activity	Read ch. 3-4 Quickwrite	Read ch. 5-6 Quickwrite	Vocabulary Quiz #1 Work on novel analysis organizers.
Read ch. 7-8 Quickwrite	Read ch. 9 Quickwrite	Read ch. 10 Quickwrite	Read ch. 11-12 Quickwrite	Vocabulary Quiz #2 Work on novel analysis organizers.
Read ch. 13 Figurative Language Activity	Read ch. 14-15 Quickwrite	Read ch. 16 Quickwrite	Read ch. 17 Quickwrite	Vocabulary Quiz #3 Work on novel analysis organizers.
Read ch. 18-19 Quickwrite	Read ch. 20 Quickwrite	Figurative Language Activity	Read ch. 21 Quickwrite	Vocabulary Quiz #4 Work on novel analysis organizers.
Discuss the Essay/Speech Start outlining essay/speech ideas Work on Essay/Speech	Read ch. 22-23 Quickwrite	Read ch. 24 Quickwrite	Read ch. 25-26 Symbols Activity	Work on Essay/Speech Quickwrite
Quickwrite	Speeches/Essays If students write essays, this time can be used to revise their 1st drafts or peer edit before they turn in their final versions.			Vocabulary Quiz #5 Work on Essay/Speech

THE CATCHER IN THE RYE

activities pedagogy

We know...opening that .zip folder to find all these cool resources can be a tad bit overwhelming. That's why we've explained the various activities in this unit and the Common Core standards each one accomplishes. 😊

Activity	CC Standard	Pedagogy
PreReading Bias Activity & Discussion	<i>Literacy.RL.1</i> <i>Literacy.SL.1</i>	Students are challenged with nine controversial statements that are created to divide the students into two sides. We like to go question by question and have students physically separate to different sides of the classroom. "If you agree, come to this side...If you disagree, come to this side. Try not to be a maybe or I don't know." Then we have students on both sides express their opinions, while the teacher offers challenging-yet-respectful questions back to each speaker. As students move through the statements, they'll be activating prior knowledge about the deeper issues in the story, while practicing their polite argument skills and getting emotionally connected to the story's ideas.
Google Earth Activity	<i>Literacy.RL.9</i>	Using free software available through Google.com, the class will enjoy a multimedia tour through the locations in the story. Many of them will be zoomed in to 3D, ground-level views. All of them will give the students a close-up view of the world's geography and how the locations can come to life as they see the world there in class. Choose from a few options: (1) show them the tour of the world beforehand (withholding plot information to avoid spoilers) so they can see where you're going, (2) show them as the story unfolds, or (3) show them after the story is over as an eye-opening review.
David Copperfield e-book	<i>Literacy.RL.10</i>	In companion with the first page of THE CATCHER IN THE RYE novel, have students compare the opening words of DAVID COPPERFIELD to see what Holden Caulfield is doing with this allusion to the famous novel.
Plot Organizer	<i>Literacy.RL.2</i>	While reading the novel, students will analyze the 6 parts of the plot and find scenes/events that fit into each of the parts. The graphic-rich organizer will visually remind of the tension map of the story as they read.
Conflict Organizer	<i>Literacy.RL.2</i>	While reading the novel, students will analyze the 6 kinds conflict and find scenes/events that illustrate the various kinds of conflict.

Activity	CC Standard	Pedagogy
Setting Organizer	<i>Literacy.RL.2</i>	While reading the novel, students will consider important settings, harvest supporting quotes that discuss those settings, then analyze the importance/significance of those quotes..
Characters Organizer	<i>Literacy.RL.3</i>	Students will follow the various characters through the story and analyze various details/quotes/situations about them. They will consider physical descriptions, inner desires, and important traits about those characters in order to determine uniqueness and importance to the story.
Vocabulary Lists & Quizzes	<i>Literacy.RL.4</i> <i>Literacy.L.4</i>	We've all seen the matching or multiple choice vocabulary assessments with the words in one column and the dictionary definitions in the other. These assessments require the students to understand the context of the word in a sentence from the novel. Not only does this require them to know the definition, but it forces them to use the word in the right situation.
Figurative Language	<i>Literacy.RL.4</i>	Students will analyze various passages from the story and determine which kind of figurative language is used. Students will have to identify, compare, and analyze the phrases in a number of different exercises.
Figurative Language Instructional PowerPoint	<i>Literacy.RL.1</i> <i>Literacy.RL.2</i> <i>Literacy.W.1</i>	<p>We set out to make the most helpful, most compelling, most graphically attractive teaching resource for you to introduce your learners to all the various figurative language. This 70+ slide PowerPoint will help you introduce how every many you need to teach your level of learners.</p> <p>Two Parts to the PowerPoint:</p> <ul style="list-style-type: none"> > 23 Instructional Slides with definitions and examples > 22 Quiz Review Slides with quote from novel or song for students to analyze > 22 Quiz ReTeach Slides with explanation of why this quote was this figurative language <p>WARNING: This does include an instruction and quiz slide on Double Entendre. By definition, double entendres are "inappropriate" or risque, so please see if this is good for your students before using. You can simply delete those slides from the quiz section.</p>
Symbols	<i>Literacy.RL.4</i>	Students will use this sweet-looking graphic organizer to analyze 6 key symbols/motifs from the novel. They will make note of 2-3 key quotes about each symbol. Then they will analyze what deeper meaning the symbol means in the novel.

Activity	CC Standard	Pedagogy
<p>Quickwrite Writing Prompts</p>	<p><i>Literacy.RL.1</i> <i>Literacy.RL.2</i> <i>Literacy.W.1</i></p>	<p>These writing prompts require students to write their unedited off-the-cuff responses to various quotes, situations, issues that arise from within the story. The questions take the students into memories from their lives (activating prior knowledge), connections with the story's characters and history (encouraging empathetic reading and understanding), and deep areas of thematic meaning (spurring informal argumentation). These discussions might prove to be some of the most meaningful explorations your students experience.</p>
<p>Comprehension Pop Quizzes</p>	<p><i>Literacy.RL.10</i></p>	<p>These quizzes are crafted to assess whether or not students read the chapters. If the students read the chapters, they should earn 100%...if they didn't read, they should not be able to guess their way to success. These can also be used as exit cards or quick comprehension assessments to see if the teacher needs to further explain the main events of the chapters.</p>
<p>Essay / Speech</p>	<p><i>Literacy.W.1</i> <i>Literacy.W.9</i> <i>Literacy.SL.1</i> <i>Literacy.SL.4</i> <i>Literacy.SL.6</i></p>	<p>Students will choose from a few deep topics to either write an essay or turn their essay outline into a speech on the topic. During the speeches, students will need to understand and chart the speakers' thesis statements. And for you . . . no-hassle grading rubrics are included to make your teaching life easier and save you time.</p>