


# Katherine Paterson



# Bridge to TERABITHIA







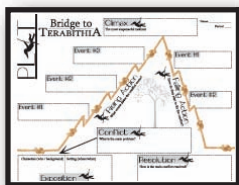


Thanks for looking at our complete teaching unit for Katherine Paterson's fantastic novel, Bridge to Terabithia.

All 216 pages/slides of activities, organizers, PowerPoints, and essays included in this bundle are designed to enhance your reading experience, save you (the teacher) prep time, and help your students enjoy and appreciate the novel that much more.

## INCLUDED:

- PreReading Bias Activity & PowerPoint (12 pages)
  - **CCSS.ELA-Literacy.RL.2**
- Plot Chart Organizer Diagram Arc (2 pages)
  - **CCSS.ELA-Literacy.RL.2**
- Character Organizer (5 pages)
  - **CCSS.ELA-Literacy.RL.3**
- Conflict Graphic Organizer - 6 Types of Conflict (2 pages)
  - **CCSS.ELA-Literacy.RL.2**
- Setting Graphic Organizer (2 pages)
  - **CCSS.ELA-Literacy.RL.2**
- Comprehension Pop Quizzes (51 pages/slides)
  - **CCSS.ELA-Literacy.RL.10**
- Vocabulary Word Lists & Quizzes (12 pages)
  - **CCSS.ELA-Literacy.RL.4**
- Grammar Bundle (12 pages)
  - **CCSS.ELA-Literacy.L.1**
- Nonfiction Research - Hippies & Peaceniks (3 pages)
  - **CCSS.ELA-Literacy.RI.2,3,6,7**
- Song Analysis - "Free to Be You and Me" (2 pages)
  - **CCSS.ELA-Literacy.RL.7**
- Figurative Language PowerPoint (70 slides)
- Figurative Language Analyzers (8 pages)
  - **CCSS.ELA-Literacy.RL.4**
  - **CCSS.ELA-Literacy.RL.7**
- Journal - Quickwrite Writing Prompts - PowerPoint (27 pgs)
  - **CCSS.ELA-Literacy.W.1**
- 3 Essay Topics & Rubrics (6 pages)
  - **CCSS.ELA-Literacy.W.1 & 3**
- Movie vs. Novel Comparison (2 pages)
  - **CCSS.ELA-Literacy.RL.7**





# Bridge to TERABITHIA

## curriculum map

This is a suggested 7-week plan for students to study Katherine Paterson's novel, BRIDGE TO TERABITHIA. As with all teaching resources, this plan is for your reference and to give you ideas, and you should certainly adjust it according to your classroom's needs. This unit can be easily adjusted to meet the rigor of honors, regular, reading, or RSP students.

Monday	Tuesday	Wednesday	Thursday	Friday
Hand out novel analysis packet - Plot, Conflict, Character, Essay Organizer, Etc. <b>Pre-Reading Bias Activity</b>	<b>Read ch. 1</b> <b>Read Novel</b> Quickwrite	<b>Read ch. 2</b> Quickwrite	<b>Song Analysis "Free to Be You And Me"</b> →	<b>Non-Fiction Hippies Activity</b>
<b>Read ch. 3</b> Quickwrite	<b>Read ch. 4</b> Quickwrite	<b>Figurative Language Activity</b> Work on novel analysis organizers.	<b>Read ch. 5</b> Quickwrite	<b>Vocabulary Quiz #1</b> Work on novel analysis organizers.
Stop to do quickwrites and discussions whenever you reach the corresponding section of the novel.				
<b>Read ch. 6</b> Quickwrite	<b>Read ch. 7</b> Figurative Language Activity	<b>Read ch. 8</b> Quickwrite	<b>Read ch. 9</b> Quickwrite	<b>Vocabulary Quiz #2</b> Work on novel analysis organizers.
Give Comprehension Pop Quizzes whenever students had at-home reading or you need to assess their understanding.				
<b>Grammar Prepositions Activity</b> Quickwrite	<b>Read ch. 10</b> Grammar Conjunctions Interjections Activity	<b>Grammar Commas in a Series Activity</b> Quickwrite	<b>Read ch. 11</b> Grammar Commas Introductory Activity	<b>Grammar Commas Direct Address Activity</b> Quickwrite
<b>Discuss the Essay/Speech</b> Start outlining essay ideas	<b>Read ch. 12</b> Quickwrite	<b>Read ch. 13</b> Quickwrite	<b>Figurative Language Activity</b> Quickwrite	<b>Vocabulary Quiz #3</b> Work on Essay/Speech
Work on Essay/Speech	Work on Essay/Speech	<b>Movie vs. Novel Comparison</b> Watch the film and have students compare the movie to the novel.		
<b>Post-Reading Bias Activity</b>	Quickwrite			
Work on Essay/Speech	Work on Essay/Speech	<b>Speeches</b> If students write essays, this time can be used to revise their 1st drafts or peer edit before they turn in their final versions.		



# Bridge to TERABITHIA

## activities pedagogy

We know...opening that .zip folder to find all these cool resources can be a tad bit overwhelming. That's why we've explained the various activities in this unit and the Common Core standards each one accomplishes. 😊

Activity	CC Standard	Pedagogy
<b>PreReading Bias Activity &amp; Discussion</b>	<i>Literacy.RL.1</i> <i>Literacy.SL.1</i>	Students are challenged with nine controversial statements that are created to divide the students into two sides. We like to go question by question and have students physically separate to different sides of the classroom. "If you agree, come to this side...If you disagree, come to this side. Try not to be a maybe or I don't know." Then we have students on both sides express their opinions, while the teacher offers challenging-yet-respectful questions back to each speaker. As students move through the statements, they'll be activating prior knowledge about the deeper issues in the story, while practicing their polite argument skills and getting emotionally connected to the story's ideas.
<b>Plot Organizer</b>	<i>Literacy.RL.2</i>	While reading the novel, students will analyze the 6 parts of the plot and find scenes/events that fit into each of the parts. The graphic-rich organizer will visually remind of the tension map of the story as they read.
<b>Conflict Organizer</b>	<i>Literacy.RL.2</i>	While reading the novel, students will analyze the 6 kinds conflict and find scenes/events that illustrate the various kinds of conflict.
<b>Characters Organizer</b>	<i>Literacy.RL.3</i>	Students will follow the various characters through the story and analyze various details/quotes/situations about them. They will consider physical descriptions, inner desires, and important traits about those characters in order to determine uniqueness and importance to the story.
<b>Setting Organizer</b>	<i>Literacy.RL.2</i>	While reading the novel, students will consider important settings, harvest supporting quotes that discuss those settings, then analyze the importance/significance of those quotes..
<b>Vocabulary Lists &amp; Quizzes</b>	<i>Literacy.RL.4</i> <i>Literacy.L.4</i>	We've all seen the matching or multiple choice vocabulary assessments with the words in one column and the dictionary definitions in the other. Our assessments require the students to understand the context of the word in a sentence from the novel. Not only does this require them to know the definition, but it forces them to use the word in the right situation.



Activity	CC Standard	Pedagogy
<b>Figurative Language</b>	<i>Literacy.RL.4</i>	Students will analyze various passages from the story and determine which kind of figurative language is used. Students will have to identify, compare, and analyze the phrases in a number of different exercises.
<b>Figurative Language Instructional PowerPoint</b>	<i>Literacy.RL.1</i> <i>Literacy.RL.2</i> <i>Literacy.W.1</i>	<p>We set out to make the most helpful, most compelling, most graphically attractive teaching resource for you to introduce your learners to all the various figurative language. This 70+ slide PowerPoint will help you introduce how every many you need to teach your level of learners.</p> <p>Two Parts to the PowerPoint:</p> <ul style="list-style-type: none"> <li>&gt; 23 Instructional Slides with definitions and examples</li> <li>&gt; 22 Quiz Review Slides with quote from novel or song for students to analyze</li> <li>&gt; 22 Quiz ReTeach Slides with explanation of why this quote was this figurative language</li> </ul> <p>WARNING: This does include an instruction and quiz slide on Double Entendre. By definition, double entendres are "inappropriate" or risque, so please see if this is good for your students before using. You can simply delete those slides from the quiz section.</p>
<b>Quickwrite Writing Prompts</b>	<i>Literacy.RL.1</i> <i>Literacy.RL.2</i> <i>Literacy.W.1</i>	These writing prompts require students to write their unedited, off-the-cuff responses to various quotes, situations, and issues that arise from within the story. The questions take the students into memories from their lives (activating prior knowledge), connections with the story's characters and history (encouraging empathetic reading and understanding), and deep areas of thematic meaning (spurring informal argumentation). These discussions might prove to be some of the most meaningful explorations your students experience.
<b>Comprehension Pop Quizzes</b>	<i>Literacy.RL.10</i>	These quizzes are crafted to assess whether or not students read the chapters. If the students read the chapters, they should earn 100%...if they didn't read, they should not be able to guess their way to success. These can also be used as exit cards or quick comprehension assessments to see if the teacher needs to further explain the main events of the chapters.
<b>Grammar Prepositions</b>	<i>Literacy.L.1</i>	Using examples from the novel, students will study prepositions. They will locate prepositions and prepositional phrases in the sentences, and they will practice using the appropriate preposition for the meaning of the sentence.



Activity	CC Standard	Pedagogy
<b>Grammar Conjunctions &amp; Interjections</b>	<i>Literacy.L.1</i>	Using examples from the novel, students will study conjunctions (coordinating, subordinating, and correlative) and interjections. They will learn to locate the various conjunctions and interjections in the sentences.
<b>Grammar Commas in a Series</b>	<i>Literacy.L.2</i>	Using examples from the novel, students will study commas used in a series (list). They will learn to locate the lists in the sentences and use appropriate commas.
<b>Grammar Commas w/ Direct Address</b>	<i>Literacy.L.2</i>	Using examples from the novel, students will study commas used with direct address. They will learn to locate direct address in the sentences and use appropriate commas.
<b>Grammar Commas w/ Introductory Elements</b>	<i>Literacy.L.2</i>	Using examples from the novel, students will study commas used with introductory elements at the beginnings of sentences. They will learn to locate the introductory elements in the sentences and use appropriate commas.
<b>Song Lyrics Analysis "Free to Be You and Me"</b>	<i>Literacy.RL.7</i>	When Jesse is in class, his teacher Miss Edmunds sings the song, "Free to Be You and Me." This activity will lead students to analyze the meaning of this song and its lyrics, in the story for Jesse, and in the overall meaning of the novel's theme. Students will listen to the song, read and analyze the lyrics, then answer 6 questions to get them think deeper about the song and how it applies to Jesse's story. YouTube link provided to the song.
<b>Nonfiction Research Hippies &amp; Peaceniks</b>	<i>Literacy.RL.7</i>	Jesse has a major crush on his teacher Miss Edmunds. One interesting part about her is she is pretty good musically and she's a major hippie/peacenik, even though the Vietnam War has already ended.  This activity will lead students to read some information about the Vietnam War and hippies. Students will learn about their beliefs and their impact on the culture. Then they'll also analyze Miss Edmunds and themselves and have a great time discussing these things together as a class.
<b>Hippie Songs Listening Time</b>	<i>Literacy.RL.10</i>	Students will have a good time and will probably laugh a bit while listening to all the songs Miss Edmunds plays to the kids in Jesse's class. (See page 13 in novel) YouTube links to the songs and videos are included in a folder.



**Activity**

**CC Standard**

**Pedagogy**

**Essay / Speech**

*Literacy.W.1*  
*Literacy.W.9*  
*Literacy.SL.1*  
*Literacy.SL.4*  
*Literacy.SL.6*

Students will choose from a few deep topics to either write an essay or turn their essay outline into a speech on the topic. During the speeches, students will need to understand and chart the speakers' thesis statements. And for you . . . no-hassle grading rubrics are included to make your teaching life easier and save you time.

**Novel vs. Film Comparison**

*Literacy.RL.7*

Students will compare the film to the novel, analyzing the similarities and differences in various aspects of the two works of art.