

CLASSROOM

DIGITAL

RESOURCE

for **GOOGLE**



for **GOOGLE**
DRIVE

Photo Permi

Bridge to
TERABITHIA


by Katherine Paterson

Teaching Unit

Katherine Paterson



Bridge to TERABITHIA






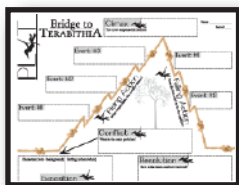




Thanks for looking at our complete teaching unit for Katherine Paterson's fantastic novel, Bridge to Terabithia ... optimized for 1:1 Google Drive & OneDrive.

All 234 slides/forms of activities, analyzers, slideshows, and essays included in this bundle are designed to enhance your reading experience, save you (the teacher) prep time, and help your students enjoy and appreciate the novel that much more.

INCLUDED:

- PreReading Bias Activity & Slideshow (14 slides)
— **CCSS.ELA-Literacy.RL.2**
- Plot Chart Analyzer Diagram Arc (2 slides)
— **CCSS.ELA-Literacy.RL.2**
- Character Analyzer (5 slides)
— **CCSS.ELA-Literacy.RL.3**
- Conflict Graphic Analyzer - 6 Types of Conflict (2 slides)
— **CCSS.ELA-Literacy.RL.2**
- Setting Graphic Analyzer (2 slides)
— **CCSS.ELA-Literacy.RL.2**
- Comprehension Pop Quizzes (38 slides/forms)
— **CCSS.ELA-Literacy.RL.10**
- Vocabulary Word Lists & Quizzes (24 slides/forms)
— **CCSS.ELA-Literacy.RL.4**
- Grammar Bundle (14 slides/forms)
— **CCSS.ELA-Literacy.L.1**
- Nonfiction Research - Hippies & Peaceniks (5 slides/forms)
— **CCSS.ELA-Literacy.RI.2,3,6,7**
- Song Analysis - "Free to Be You and Me" (4 slides/forms)
— **CCSS.ELA-Literacy.RL.7**
- Figurative Language Slideshow (70 slides)
- Figurative Language Analyzers (14 slides/forms)
— **CCSS.ELA-Literacy.RL.4**
— **CCSS.ELA-Literacy.RL.7**
- Journal - Quickwrite Writing Prompts (27 slides)
— **CCSS.ELA-Literacy.W.1**
- 3 Essay Topics & Rubrics (11 slides)
— **CCSS.ELA-Literacy.W.1 & 3**
- Movie vs. Novel Comparison (2 slides)
— **CCSS.ELA-Literacy.RL.7**





Bridge to TERABITHIA

curriculum map

This is a suggested 7-week plan for students to study Katherine Paterson's novel, BRIDGE TO TERABITHIA. As with all teaching resources, this plan is for your reference and to give you ideas, and you should certainly adjust it according to your classroom's needs. This unit can be easily adjusted to meet the rigor of honors, regular, reading, or RSP students.

Monday	Tuesday	Wednesday	Thursday	Friday
Hand out novel analysis packet - Plot, Conflict, Character, Essay Organizer, Etc. Pre-Reading Bias Activity	Read ch. 1 Read Novel Quickwrite	Read ch. 2 Quickwrite	Song Analysis "Free to Be You And Me" →	Non-Fiction Hippies Activity
Read ch. 3 Quickwrite	Read ch. 4 Quickwrite	Figurative Language Activity Work on novel analysis organizers.	Read ch. 5 Quickwrite	Vocabulary Quiz #1 Work on novel analysis organizers.
Stop to do quickwrites and discussions whenever you reach the corresponding section of the novel.				
Read ch. 6 Quickwrite	Read ch. 7 Figurative Language Activity	Read ch. 8 Quickwrite	Read ch. 9 Quickwrite	Vocabulary Quiz #2 Work on novel analysis organizers.
Give Comprehension Pop Quizzes whenever students had at-home reading or you need to assess their understanding.				
Grammar Prepositions Activity Quickwrite	Read ch. 10 Grammar Conjunctions Interjections Activity	Grammar Commas in a Series Activity Quickwrite	Read ch. 11 Grammar Commas Introductory Activity	Grammar Commas Direct Address Activity Quickwrite
Discuss the Essay/Speech Start outlining essay ideas	Read ch. 12 Quickwrite	Read ch. 13 Quickwrite	Figurative Language Activity Quickwrite	Vocabulary Quiz #3 Work on Essay/Speech
Work on Essay/Speech	Work on Essay/Speech	Movie vs. Novel Comparison Watch the film and have students compare the movie to the novel.		
Post-Reading Bias Activity	Quickwrite			
Work on Essay/Speech	Work on Essay/Speech	Speeches If students write essays, this time can be used to revise their 1st drafts or peer edit before they turn in their final versions.		



Bridge to TERABITHIA

activities pedagogy

We know...opening that .zip folder to find all these cool resources can be a tad bit overwhelming. That's why we've explained the various activities in this unit and the Common Core standards each one accomplishes. 😊

Activity	CC Standard	Pedagogy
PreReading Bias Activity & Discussion	<i>Literacy.RL.1</i> <i>Literacy.SL.1</i>	Students are challenged with nine controversial statements that are created to divide the students into two sides. We like to go question by question and have students physically separate to different sides of the classroom. "If you agree, come to this side...If you disagree, come to this side. Try not to be a maybe or I don't know." Then we have students on both sides express their opinions, while the teacher offers challenging-yet-respectful questions back to each speaker. As students move through the statements, they'll be activating prior knowledge about the deeper issues in the story, while practicing their polite argument skills and getting emotionally connected to the story's ideas.
Plot Organizer	<i>Literacy.RL.2</i>	While reading the novel, students will analyze the 6 parts of the plot and find scenes/events that fit into each of the parts. The graphic-rich organizer will visually remind of the tension map of the story as they read.
Conflict Organizer	<i>Literacy.RL.2</i>	While reading the novel, students will analyze the 6 kinds conflict and find scenes/events that illustrate the various kinds of conflict.
Characters Organizer	<i>Literacy.RL.3</i>	Students will follow the various characters through the story and analyze various details/quotes/situations about them. They will consider physical descriptions, inner desires, and important traits about those characters in order to determine uniqueness and importance to the story.
Setting Organizer	<i>Literacy.RL.2</i>	While reading the novel, students will consider important settings, harvest supporting quotes that discuss those settings, then analyze the importance/significance of those quotes..
Vocabulary Lists & Quizzes	<i>Literacy.RL.4</i> <i>Literacy.L.4</i>	We've all seen the matching or multiple choice vocabulary assessments with the words in one column and the dictionary definitions in the other. Our assessments require the students to understand the context of the word in a sentence from the novel. Not only does this require them to know the definition, but it forces them to use the word in the right situation.



Activity	CC Standard	Pedagogy
Figurative Language	<i>Literacy.RL.4</i>	Students will analyze various passages from the story and determine which kind of figurative language is used. Students will have to identify, compare, and analyze the phrases in a number of different exercises.
Figurative Language Instructional PowerPoint	<i>Literacy.RL.1</i> <i>Literacy.RL.2</i> <i>Literacy.W.1</i>	<p>We set out to make the most helpful, most compelling, most graphically attractive teaching resource for you to introduce your learners to all the various figurative language. This 70+ slide PowerPoint will help you introduce how every many you need to teach your level of learners.</p> <p>Two Parts to the PowerPoint:</p> <ul style="list-style-type: none"> > 23 Instructional Slides with definitions and examples > 22 Quiz Review Slides with quote from novel or song for students to analyze > 22 Quiz ReTeach Slides with explanation of why this quote was this figurative language <p>WARNING: This does include an instruction and quiz slide on Double Entendre. By definition, double entendres are "inappropriate" or risque, so please see if this is good for your students before using. You can simply delete those slides from the quiz section.</p>
Quickwrite Writing Prompts	<i>Literacy.RL.1</i> <i>Literacy.RL.2</i> <i>Literacy.W.1</i>	These writing prompts require students to write their unedited, off-the-cuff responses to various quotes, situations, and issues that arise from within the story. The questions take the students into memories from their lives (activating prior knowledge), connections with the story's characters and history (encouraging empathetic reading and understanding), and deep areas of thematic meaning (spurring informal argumentation). These discussions might prove to be some of the most meaningful explorations your students experience.
Comprehension Pop Quizzes	<i>Literacy.RL.10</i>	These quizzes are crafted to assess whether or not students read the chapters. If the students read the chapters, they should earn 100%...if they didn't read, they should not be able to guess their way to success. These can also be used as exit cards or quick comprehension assessments to see if the teacher needs to further explain the main events of the chapters.
Grammar Prepositions	<i>Literacy.L.1</i>	Using examples from the novel, students will study prepositions. They will locate prepositions and prepositional phrases in the sentences, and they will practice using the appropriate preposition for the meaning of the sentence.



Activity	CC Standard	Pedagogy
Grammar Conjunctions & Interjections	<i>Literacy.L.1</i>	Using examples from the novel, students will study conjunctions (coordinating, subordinating, and correlative) and interjections. They will learn to locate the various conjunctions and interjections in the sentences.
Grammar Commas in a Series	<i>Literacy.L.2</i>	Using examples from the novel, students will study commas used in a series (list). They will learn to locate the lists in the sentences and use appropriate commas.
Grammar Commas w/ Direct Address	<i>Literacy.L.2</i>	Using examples from the novel, students will study commas used with direct address. They will learn to locate direct address in the sentences and use appropriate commas.
Grammar Commas w/ Introductory Elements	<i>Literacy.L.2</i>	Using examples from the novel, students will study commas used with introductory elements at the beginnings of sentences. They will learn to locate the introductory elements in the sentences and use appropriate commas.
Song Lyrics Analysis "Free to Be You and Me"	<i>Literacy.RL.7</i>	When Jesse is in class, his teacher Miss Edmunds sings the song, "Free to Be You and Me." This activity will lead students to analyze the meaning of this song and its lyrics, in the story for Jesse, and in the overall meaning of the novel's theme. Students will listen to the song, read and analyze the lyrics, then answer 6 questions to get them think deeper about the song and how it applies to Jesse's story. YouTube link provided to the song.
Nonfiction Research Hippies & Peaceniks	<i>Literacy.RL.7</i>	Jesse has a major crush on his teacher Miss Edmunds. One interesting part about her is she is pretty good musically and she's a major hippie/peacenik, even though the Vietnam War has already ended. This activity will lead students to read some information about the Vietnam War and hippies. Students will learn about their beliefs and their impact on the culture. Then they'll also analyze Miss Edmunds and themselves and have a great time discussing these things together as a class.
Hippie Songs Listening Time	<i>Literacy.RL.10</i>	Students will have a good time and will probably laugh a bit while listening to all the songs Miss Edmunds plays to the kids in Jesse's class. (See page 13 in novel) YouTube links to the songs and videos are included in a folder.



Activity

CC Standard

Pedagogy

Essay / Speech

Literacy.W.1
Literacy.W.9
Literacy.SL.1
Literacy.SL.4
Literacy.SL.6

Students will choose from a few deep topics to either write an essay or turn their essay outline into a speech on the topic. During the speeches, students will need to understand and chart the speakers' thesis statements. And for you . . . no-hassle grading rubrics are included to make your teaching life easier and save you time.

Novel vs. Film Comparison

Literacy.RL.7

Students will compare the film to the novel, analyzing the similarities and differences in various aspects of the two works of art.

Created
FOR
Digital
TEACHING
RESOURCES



Bridge to
TERABITHIA
activities pedagogy

We know... opening that .zip folder to find all these cool resources can be a tad bit overwhelming. That's why we've explained the various activities in this unit and the Common Core standards each one accomplishes. 😊

Activity CC Standard

Pedagogy

Pre-Reading
Bias
Activity &
Discussion

Literacy.RL.1
Literacy.SL.1

Students are challenged with nine controversial statements that are created to divide the students into two sides. We like to go question by question and have students physically separate to different sides of the classroom. "If you agree, come to this side... If you disagree, come to this side. Try not to be a maybe or I don't know." Then we have students on both sides express their opinions, while the teacher offers challenging-yet-respectful questions back to each speaker. As students move through the statements, they'll be activating prior knowledge about the deeper issues in the story, while practicing their polite argument skills and getting emotionally connected to the story's ideas.

Literacy.RL.2

While reading the novel, students will analyze the 6 parts of the plot and find scenes/events that fit into each of the parts. The graphic-rich organizer will visually remind of the tension map of the story as they read.

Literacy.RL.2

While reading the novel, students will analyze the 6 kinds of conflict and find scenes/events that illustrate the various kinds of conflict.

Literacy.RL.3

Students will follow the various characters through the story and analyze various details/quotes/situations about the characters and consider physical descriptions, inner thoughts, and feelings about those characters.

Bridge to
TERABITHIA
curriculum map

Suggested 7-week plan for students to study Katherine Paterson's novel, BRIDGE TO TERABITHIA. This plan is for your reference and to give you ideas, and you should adjust according to your classroom's needs. This unit can be easily adjusted to meet the rigor of reading, or RSP students.

Monday	Tuesday	Wednesday	Thursday	Friday
Novel analysis of Conflict, Essay Etc. Reading Bias Activity	Read ch. 1 Read Novel	Read ch. 2 Song Analysis "Free to Be You And Me"	Non-Fict Hippies Activity	
Read ch. 3	Quickwrite	Quickwrite		
Read ch. 4	Figurative Language Activity	Read ch. 5	Vocabulary Quiz #1	
Read ch. 6	Quickwrite	Work on novel analysis organizers.	Quickwrite	Work on novel analysis organizers.
Read ch. 7	Read ch. 8	Read ch. 9	Vocabulary Quiz #2	
Figurative Language Activity	Quickwrite	Quickwrite	Work on novel analysis organizers.	
Read ch. 10	Grammar Comas in a Series Activity	Read ch. 11	Grammar Comas Direct Address Activity	
Grammar Conjunctions Interjections Activity	Quickwrite	Grammar Comas Introductory Activity	Quickwrite	
Read ch. 12	Read ch. 13	Figurative Language Activity	Vocabulary Quiz #3	
Quickwrite	Quickwrite	Quickwrite	Work on Essay/Speech	
Work on Essay/Speech				

Katherine Paterson




Bridge to
TERABITHIA

Thanks for looking at our complete teaching unit for Katherine Paterson's fantastic novel, Bridge to Terabithia ... optimized for 1:1 Google Drive & OneDrive. All 234 slides/forms of activities, analyzers, slideshows, and essays included in the bundle are designed to enhance your reading experience, save you (the teacher) prep time, and help your students enjoy and appreciate the novel that much more.

INCLUDED:

- Pre-Reading Bias Activity & Slideshow (14 slides)
 - CCSS.ELA-Literacy.RL.2
- Plot Chart Analyzer Diagram Arc (2 slides)
 - CCSS.ELA-Literacy.RL.2
- Character Analyzer (5 slides)
 - CCSS.ELA-Literacy.RL.3
- Conflict Graphic Analyzer - 6 Types of Conflict (2 slides)
 - CCSS.ELA-Literacy.RL.2
- Setting Graphic Analyzer (2 slides)
 - CCSS.ELA-Literacy.RL.2
- Comprehension Pop Quizzes (38 slides/forms)
 - CCSS.ELA-Literacy.RL.10
- Vocabulary Word Lists & Quizzes (24 slides/forms)
 - CCSS.ELA-Literacy.RL.4



POP QUIZ CH 1

1. What is Jess's goal by the time school starts?
2. What does Jess practice out in the cow field?
3. What was Jess known for at school before he started his new goal?
4. How many times did Jess win last year?
5. Why do Brenda and Ellie want to go...

POP QUIZ CH 2

1. When the new neighbors move in on Jess's street, what does he secretly hope about them?
2. What talent is Jess scared to talk to his dad about?

POP QUIZ CH 3

1. Where does the teacher put Leslie's desk?
2. What is Herby the Humped Hippo and the Case of the Crooked Crocodile?
3. Why can't Leslie do the homework?

POP QUIZ KEY CH 1-3

POP QUIZ KEY CH 13-15

POP QUIZ KEY CH 7-12

POP QUIZ KEY CH 1-6

Pop Quiz Chapter 1

Bridge to TERABITHIA

Family

How do the brothers and sisters in the family compare to you?

Friend

When Leslie moves in down the street, she introduces herself should be friends-neighborhood friend.

Crush

Jess clearly has a crush on Miss Edmunds. Describe a time when you have had a crush on a teacher. You don't have to use any names, but describe what it was like. Was it fun or embarrassing at the time? How does it feel now thinking back about it? Or if you did not...

Goal

Jesse has the goal of being the fastest kid in the school when school starts. How do you set a goal for yourself? How do you stay motivated to reach it?

Believe

Jess loves Miss Edmunds because she has a natural artistic ability when he asks her to believe in his idea.

All Boys

Gary doesn't want to let Jess win the race. Why do the boys want to win the race with only boys? Why do they want to win? Do you think it's fair to have a race with all boys? Why or why not?

INSTRUCTION

- Write "Quickwrites" at the top of the page.
- Draw a line halfway down the page.
- You have 5 minutes to write.
- I'll collect them when you finish.

BRIDGE TO TERABITHIA

GOOGLE DRIVE

QUICKWRITES

INDIVIDUAL REFLECTION

DIRECTIONS: Answer these questions after our final novel discussion.

1. Write about all parts of the discussion.
2. Write one idea that you agree with the most? Why?
3. How did you feel when someone disagreed with the way you feel about any of the ideas?

STATEMENT

Write a statement that you agree with the most? Why?

- (1) It is possible to be a bully and a victim at the same time.
- (2) Girls shouldn't compete in sports.
- (3) Parents don't really understand why their kids do the things they do.
- (4) If you get things on your mind, you should write them down.
- (5) The Bible and religion are important to people.
- (6) Being a good person is important to people.
- (7) Being a good person is important to people.

BRIDGE TO TERABITHIA Vocabulary Student Lists

BRIDGE TO TERABITHIA VOCABULARY Chapters 1-4

DIRECTIONS: Write a definition for each word using your own words based on the context within the book. If you can't find the word in the book, use the word in a sentence. Use your own words to explain the meaning of the word. Use your own words to explain the meaning of the word.

1. CRUSHED (p. 2)	11. CRUSHED (p. 2)
2. WASHED (p. 2)	12. THUNDER (p. 2)
3. TILT (p. 2)	13. FRESH (p. 2)
4. SURVIVED (p. 2)	14. WASHED (p. 2)
5. DISCOVERED (p. 2)	15. INTERESTING (p. 2)
6. NUMBLY (p. 2)	16. REPULSE (p. 2)
7. TURTLE (p. 2)	17. CONSPIROUS (p. 2)
8. HERB (p. 2)	18. CONCEITED (p. 2)
9. PANDORA (p. 2)	19. CONVICTION (p. 2)
10. MIGHTY (p. 2)	20. CONVICTION (p. 2)

Bridge to TERABITHIA #1

PRE-READING BIAS

Someone believes in you, can do more than if they believe in you.

PRE-READING BIAS

© Copyright Lexia, Inc. • Lexia, Inc. • Lexia, Inc.

BRIDGE TO TERABITHIA Vocabulary Quiz chs 1-4

BRIDGE TO TERABITHIA VOCABULARY Quiz Chapters 1-4

BRIDGE TO TERABITHIA VOCABULARY

BRIDGETOTERABITHIA Essay or Speech

Bridge to TERABITHIA

Each of the following ideas could be discussed in depth above the word. You will need to plan your use of the topic and write a 1/2 page story answering how that topic is portrayed in the novel.

Writing Topics

SETTING

Write and see how you differ from her and how other people in Jack and Rose's class differ from her. Write her story from her point of view. Why do people make her feel that way? Why do people make her feel that way? Why do people make her feel that way? Why do people make her feel that way?

THEME

Write and see how you differ from her and how other people in Jack and Rose's class differ from her. Write her story from her point of view. Why do people make her feel that way? Why do people make her feel that way? Why do people make her feel that way? Why do people make her feel that way?

Grading Rubric

RESPONSE TO LITERATURE

Content & Craftsmanship

Analysis & Interpretation

Organization & Style

Writing Mechanics

Process

Introduction

Thesis Statement

Topic Sentences

Quotations in proof

Conclusion

Depth of Analysis & Ideas

Voice & Word Flow

50 Lato? 50

GOOGLE DRIVE

BRIDGE TO TERABITHIA Figures

Bridge to TERABITHIA

Directions: Read the paragraph carefully and write a paragraph in which you analyze the author's use of the figurative language.

Similes: **Similes** **Metaphors** **Personification** **Analogy**

SIMILES vs METAPHORS

EXAMPLE

ANALOGY

PERSONIFICATION

METAPHOR

ANSWER KEYS PROVIDED

BRIDGETOTERABITHIA Free to Be You and Me

"FREE TO BE YOU AND ME"

LYRICS

Bridge to TERABITHIA

THE NEW SEEKERS

ANSWER KEYS PROVIDED

BRIDGETOTERABITHIA Grammar

Bridge to TERABITHIA

COMMAS IN A SERIES

Direct Address at the Beginning of the Sentence

Direct Address at the End of the Sentence

ANSWER KEYS PROVIDED

BRIDGETOTERABITHIA Hippies & Peaceniks

Bridge to TERABITHIA

The hippie movement began growing in the United States in the early 1960s after the start of the Vietnam War (1955-1975). Our country became very divided over whether or not we should be involved in this war. Many soldiers were dying and a draft took like our forces were going to far away to help free South Vietnam against communist North Vietnam. Many of the hippies were young men who rejected the government to register for the military draft and decided to fight for peace here in our country. People refused to register for the military draft and decided to burn their draft cards in protest of the war and the even held draft-card burnings, where everyone would burn their draft cards in protest of the war and the war.

The real blue original "hippies," hippies got their name from a group in San Francisco who liked red in making love, not war. The culture went by a lot of names: Beat Generation, beatniks, freaks, hippies, and eventually flower children and became a new form of political activism for Eastern and Western youth. Hippies were known for the vibrant colored clothing, beads, folk music, and their use of psychedelic drugs. They would give flowers to their enemies and sometimes even putting the flowers in the barrels of soldiers' guns.

Lots of musicians, artists, and poets represent this era in American history. Poets like Allen Ginsberg and Jack Kerouac, musicians like Bob Dylan, the Beatles, and Jimi Hendrix, and the Beatles, movies like Forrest Gump, and legendary events like Woodstock.

By the mid 1970s, the movement was losing momentum. The United States had ended the war and withdrawn troops from Vietnam, and the Civil Rights Movement had achieved its goals for the time. To hippies, many people still follow hippie beliefs, and without the movement, we wouldn't likely have gotten rock concerts, punk rock, disco, the peace sign, or VW vans today. Maybe we'd have the word "hippies" today, maybe you own a 1960s Ford!

Hippies & Peaceniks
 Hippies
 Peaceniks
 Hippies & Peaceniks
 Hippies & Peaceniks

BRIDGETOTERABITHIA Plot

Bridge to TERABITHIA

The main responsibility

Exposition
Conflict
Climax
Falling Action
Resolution

Tree of Awe

What is the main problem?

Character's backgroun
Setting (where/when)
Character's backgroun
Setting (where/when)

Answer Keys Provided

GOOGLE
DRIVE

BRIDGETOTERABITHIA Settings

Bridge to TERABITHIA SETTINGS

DIRECTIONS: Fill up the page with your own ideas. Think about the setting that set up happening there and describe them.

The Burke Farm

Lark Creek

SCHOOL YARD

PHYSICAL

EMOTIONAL

PHYSICAL

EMOTIONAL

PHYSICAL

EMOTIONAL

PHYSICAL

EMOTIONAL

BRIDGETOTERABITHIA Characters

Bridge to TERABITHIA CHARACTERS

DIRECTIONS: Fill up the page with your own ideas. Think about the character in the plot. Physical description, inner desires, important traits.

Jesse Aarons

physical description
inner desires
important traits

Leslie Burke

physical description
inner desires
important traits