

LOIS LOWRY



NUMBER^{THE} STARS


TEACHING UNIT



CREATED FOR
LEARNING

LOIS LOWRY

NUMBER THE STARS



Thanks for looking at our complete teaching unit for Lois Lowry's fantastic novel, NUMBER THE STARS.

All 170+ pages/slides of activities, organizers, PowerPoints, and essays included in this bundle are designed to enhance your reading experience, save you (the teacher) prep time, and help your students enjoy and appreciate the novel that much more.

INCLUDED:

Intro Notes and History (21 slides)

— *CCSS.ELA-Literacy.RL.9*

Google Earth Introduction Tour (22 locations)

— *CCSS.ELA-Literacy.RL.9*

KWL Notetaking Organizer (1 page)

— *CCSS.ELA-Literacy.RL.9*

Plot Chart Organizer Diagram Arc (1 page)

— *CCSS.ELA-Literacy.RL.2*

Conflict Graphic Organizer - 6 Types of Conflict (1 page)

— *CCSS.ELA-Literacy.RL.2*

Journal - Quickwrite Writing Prompts - PowerPoint (28 slides)

— *CCSS.ELA-Literacy.W.1*

Vocabulary Word Lists & Quizzes (12 pages)

— *CCSS.ELA-Literacy.RL.4*

Character Organizer (3 pages)

— *CCSS.ELA-Literacy.RL.3*

Figurative Language PowerPoint (70 slides)

Figurative Language Worksheet (2 pages)

— *CCSS.ELA-Literacy.RL.4*

— *CCSS.ELA-Literacy.RL.7*

Persuasive Essay & Speech (6 pages)

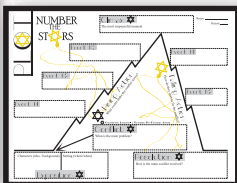





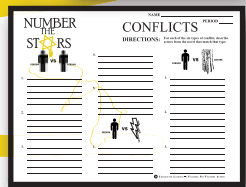



— *CCSS.ELA-Literacy.W.1*

Little Red Riding Hood Activity (3 pages)

— *CCSS.ELA-Literacy.W.1,2,7*

Lois Lowry Video Interview (2 minutes)

— *CCSS.ELA-Literacy.W.1,2,3,7,10*



NUMBER ^{THE} STARS



Curriculum Map

This is a suggested 6-week plan for students to study Lois Lowry's novel, NUMBER THE STARS. As with all teaching resources, this plan is for your reference and to give you ideas, and you should certainly adjust it according to your classroom's needs. This unit can be easily adjusted to meet the rigor of honors, regular, reading, or RSP students.

Monday	Tuesday	Wednesday	Thursday	Friday
Hand out novel analysis packet - Plot, Conflict, Character, Essay Organizer, etc. World War II Background Notes	Google Earth Intro Tour Read ch. 1 QuickWrite	Read ch. 2 QuickWrite	Read ch. 3 QuickWrite	Discuss Plots & Conflicts so far Work on novel analysis organizers.
Read Novel Stop to do quickwrites and discussions whenever you reach the corresponding section of the novel. Read ch. 4	Read ch. 5 QuickWrite	Read ch. 6 QuickWrite	Read ch. 7 QuickWrite	Vocabulary Quiz #1 Work on novel analysis organizers.
Work on novel analysis organizers. Discuss Plots & Conflicts so far	Read Novel Read ch. 8 QuickWrite	Read ch. 9 QuickWrite	Read ch. 10 QuickWrite	Read ch. 11 QuickWrite
Give Comprehension Pop Quizzes whenever students had at-home reading or you need to assess their understanding.				
Read ch. 12 Discuss Plots & Conflicts so far	Read ch. 13 Figurative Language	Read ch. 14 Figurative Language	Read ch. 15 Figurative Language	Vocabulary Quiz #2 Work on novel analysis organizers.
Discuss the Essay/Speech Start outlining ideas or assign project groups.	Read ch. 16 Work on Essay/Speech or Final Projects.	Read ch. 17 Work on Essay/Speech or Final Projects.	Finish Reading Novel Little Red Riding Hood Activity Work on Essay/Speech or Final Projects.	Lois Lowry Video Interview Work on Essay/Speech or Final Projects.
Work on Essay/Speech or Final Projects.	Work on novel analysis organizers.	Speech Performances Students will present/perform their speeches before the class. Audience members will decipher and analyze each other's thesis statement ideas.		

NUMBER ^{THE} STARS



Activities Pedagogy

We know...opening that .zip folder to find all these cool resources can be a tad bit overwhelming. That's why we've explained the various activities in this unit and the Common Core standards each one accomplishes. 😊

Activity	CC Standard	Pedagogy
World War II Background Notes	Literacy.RL.1 Literacy.SL.1	Students will get a lot of helpful background information about World War II, the Jews, the Nazis, Adolf Hitler, and the Holocaust so they can better understand the context of this story within the wide map of the world's conflict.
Google Earth Activity	Literacy.RL.9	Using free software available through Google.com, the class will enjoy a multimedia tour through the locations in the story. Many of them will be zoomed in to 3D, ground-level views. All of them will give the students a close-up view of the world's geography and how the locations can come to life as they see the world there in class. Choose from a few options: (1) show them the tour of the world beforehand (withholding plot information to avoid spoilers) so they can see where you're going., (2) show them as the story unfolds, or (3) show them after the story is over as an eye-opening review.
Plot Organizer	Literacy.RL.2	While reading the novel, students will analyze the 6 parts of the plot and find scenes/events that fit into each of the parts. The graphic-rich organizer will visually remind of the tension map of the story as they read.
Conflict Organizer	Literacy.RL.2	While reading the novel, students will analyze the 6 kinds conflict and find scenes/events that illustrate the various kinds of conflict.
Characters Organizer	Literacy.RL.3	Students will follow the various characters through the story and analyze various details/quotes/situations about them. They will consider physical descriptions, inner desires, and important traits about those characters in order to determine uniqueness and importance to the story.
Little Red Riding Hood Activity	Literacy.RL.1 Literacy.RL.4	Students will find examples of different sensory language in the story.

Activity	CC Standard	Pedagogy
Quickwrite Writing Prompts	<i>Literacy.RL.1</i> <i>Literacy.RL.2</i> <i>Literacy.W.1</i>	These writing prompts require students to write their unedited off-the-cuff responses to various quotes, situations, issues that arise from within the story. The questions take the students into memories from their lives (activating prior knowledge), connections with the story's characters and history (encouraging empathetic reading and understanding), and deep areas of thematic meaning (spurring informal argumentation). These discussions might prove to be some of the most meaningful explorations your students experience.
Figurative Language	<i>Literacy.RL.4</i>	Students will analyze various passages from the story and determine which kind of figurative language is used. Students will have to identify, compare, and analyze the phrases in a number of different exercises.
Figurative Language Instructional PowerPoint	<i>Literacy.RL.1</i> <i>Literacy.RL.2</i> <i>Literacy.W.1</i>	<p>We set out to make the most helpful, most compelling, most graphically attractive teaching resource for you to introduce your learners to all the various figurative language. This 70+ slide PowerPoint will help you introduce how every many you need to teach your level of learners.</p> <p>Two Parts to the PowerPoint:</p> <ul style="list-style-type: none"> > 23 Instructional Slides with definitions and examples > 22 Quiz Review Slides with quote from novel or song for students to analyze > 22 Quiz ReTeach Slides with explanation of why this quote was this figurative language <p>WARNING: This does include an instruction and quiz slide on Double Entendre. By definition, double entendres are "inappropriate" or risque, so please see if this is good for your students before using. You can simply delete those slides from the quiz section.</p>
Vocabulary Lists & Quizzes	<i>Literacy.RL.4</i> <i>Literacy.L.4</i>	We've all seen the matching or multiple choice vocabulary assessments with the words in one column and the dictionary definitions in the other. These assessments require the students to understand the context of the word in a sentence from the novel. Not only does this require them to know the definition, but it forces them to use the word in the right situation.
Essay / Speech	<i>Literacy.W.1</i> <i>Literacy.W.9</i> <i>Literacy.SL.1</i> <i>Literacy.SL.4</i> <i>Literacy.SL.6</i>	Students will choose from a few deep topics to either write an essay or turn their essay outline into a speech on the topic. During the speeches, students will need to understand and chart the speakers' thesis statements. And for you . . . no-hassle grading rubrics are included to make your teaching life easier and save you time.