


Elie Wiesel

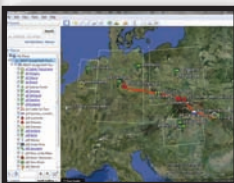
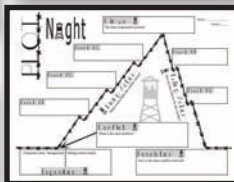





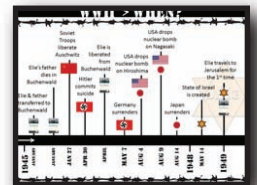


Thanks for looking at our complete teaching unit for Elie Wiesel's fantastic memoir, NIGHT.

All 212 pages/slides of activities, organizers, PowerPoints, and essays included in this bundle are designed to enhance your reading experience, save you (the teacher) prep time, and help your students enjoy and appreciate the memoir that much more.

INCLUDED:

- Pre-Reading Bias Activity (11 pages/slides)
 - **CCSS.ELA-Literacy.RL.2**
- Intro Notes to the Holocaust and History (27 slides)
 - **CCSS.ELA-Literacy.RL.9**
- Google Earth Introduction Tour (24 locations)
 - **CCSS.ELA-Literacy.RL.9**
- KWL Notetaking Organizer (1 page)
 - **CCSS.ELA-Literacy.RL.9**
- Plot Chart Organizer Diagram Arc (1 page)
 - **CCSS.ELA-Literacy.RL.2**
- Conflict Graphic Organizer - 6 Types of Conflict (1 page)
 - **CCSS.ELA-Literacy.RL.2**
- Characters Organizer (4 pages)
 - **CCSS.ELA-Literacy.RL.3**
- Comprehension Pop Quizzes (20 pages of quizzes)
 - **CCSS.ELA-**
- Journal - Quickwrite Writing Prompts - PowerPoint (24 slides)
 - **CCSS.ELA-Literacy.W.1**
- Vocabulary Word Lists & Quizzes (16 pages)
 - **CCSS.ELA-Literacy.RL.4**
- Figurative Language PowerPoint (70 slides)
- Figurative Language Analyzers (6 pages)
 - **CCSS.ELA-Literacy.RL.4**
 - **CCSS.ELA-Literacy.RL.7**
- Response to Literature Essay & Speech (6 pages)
 - **CCSS.ELA-Literacy.W.1**
- Supplemental Video Links (1 page)
 - **CCSS.ELA-Literacy.RL.10**
 - **CCSS.ELA-Literacy.RL.10**
- Public Domain Images (7 images)



NIGHT

curriculum map

This is a suggested 6-week plan for students to study Elie Wiesel's memoir, NIGHT. As with all teaching resources, this plan is for your reference and to give you ideas, and you should certainly adjust it according to your classroom's needs. This unit can be easily adjusted to meet the rigor of honors, regular, reading, or RSP students.

Monday	Tuesday	Wednesday	Thursday	Friday
Hand out memoir analysis packet - Plot, Conflict, Character, Essay Organizer, Etc. Pre-Reading Bias Activity	KWL Chart WWII Background Info PowerPoint Google Earth Tour	Read pgs 3-12 Read Memoir →	Read pgs 13-22	Quickwrite Work on memoir analysis organizers.
Read pgs 23-34	Read pgs 35-44	Read pgs 45-54	Read pgs 55-65	Vocabulary Quiz #1 Work on memoir analysis organizers.
Stop to do quickwrites and discussions whenever you reach the corresponding section of the memoir. Quickwrite	Quickwrite	Figurative Language pg 1	Quickwrite	Work on memoir analysis organizers.
Read pgs 66-75	Read pgs 76-84	Read pgs 85-94	Watch & Discuss "I'm Still Here Holocaust Diaries"	Vocabulary Quiz #2 Work on memoir analysis organizers.
Quickwrite	Quickwrite	Figurative Language pg 2		Work on memoir analysis organizers.
Discuss the Essay/ Speech	Rd pgs 95-106	Rd pgs 107-115	Discuss the Essay/ Speech	Vocabulary Quiz #3 Work on Essay/Speech
Give Comprehension Pop Quizzes whenever students had at-home reading or you need to assess their understanding. Start outlining essay ideas		Figurative Language pg 3	Outline essay ideas	Work on Essay/Speech
Watch Wiesel & Oprah Film	Read Nobel Peace Speech & Watch Video	Finish KWL Chart & Discuss	Work on Essay/Speech	Vocabulary Quiz #4 Work on Essay/Speech
Quickwrite	Discuss	Work on Essay/Speech	Quickwrite	Work on Essay/Speech
Work on Essay/Speech	Work on Essay/Speech	Speech Presentations If students write essays, this time can be used to revise their 1st drafts or peer edit before they turn in their final versions.		

NIGHT

activities pedagogy

We know...opening that .zip folder to find all these cool resources can be a tad bit overwhelming. That's why we've explained the various activities in this unit and the Common Core standards each one accomplishes. 😊

Activity	CC Standard	Pedagogy
K.W.L. Activity	<i>Literacy.RL.9</i>	<p>This tool will help students prepare for reading the story and debrief and process what they've learned at the end.</p> <p>K = What you KNOW = students write down what they already know about a topic</p> <p>W = What you WANT to know = students write down what they would like to know about the topic</p> <p>L = What you LEARNED = toward the end of the unit, students write down what they learned about the topic</p>
PreReading Bias Activity & Discussion	<i>Literacy.RL.1</i> <i>Literacy.SL.1</i>	<p>Students are challenged with nine controversial statements that are created to divide the students into two sides. We like to go question by question and have students physically separate to different sides of the classroom. "If you agree, come to this side...If you disagree, come to this side. Try not to be a maybe or I don't know." Then we have students on both sides express their opinions, while the teacher offers challenging-yet-respectful questions back to each speaker. As students move through the statements, they'll be activating prior knowledge about the deeper issues in the story, while practicing their polite argument skills and getting emotionally connected to the story's ideas.</p>
World War II Background Notes	<i>Literacy.RL.1</i> <i>Literacy.SL.1</i>	<p>Students will get a lot of helpful background information about World War II, the Jews, the Nazis, Adolf Hitler, and the Holocaust so they can better understand the context of this story within the wide map of the world's conflict.</p>

Activity	CC Standard	Pedagogy
Google Earth Activity	<i>Literacy.RL.9</i>	<p>Using free software available through Google.com, the class will enjoy a multimedia tour through the locations in the story. Many of them will be zoomed in to 3D, ground-level views. All of them will give the students a close-up view of the world's geography and how the locations can come to life as they see the world there in class.</p> <p>Choose from a few options: (1) show them the tour of the world beforehand (withholding plot information to avoid spoilers) so they can see where you're going, (2) show them as the story unfolds, or (3) show them after the story is over as an eye-opening review.</p>
Plot Organizer	<i>Literacy.RL.2</i>	<p>While reading the memoir, students will analyze the 6 parts of the plot and find scenes/events that fit into each of the parts. The graphic-rich organizer will visually remind of the tension map of the story as they read.</p>
Conflict Organizer	<i>Literacy.RL.2</i>	<p>While reading the memoir, students will analyze the 6 kinds conflict and find scenes/events that illustrate the various kinds of conflict.</p>
Characters Organizer	<i>Literacy.RL.3</i>	<p>Students will follow the various characters through the story and analyze various details/quotes/situations about them. They will consider physical descriptions, inner desires, and important traits about those characters in order to determine uniqueness and importance to the story.</p>
Figurative Language Instructional PowerPoint	<i>Literacy.RL.1</i> <i>Literacy.RL.2</i> <i>Literacy.W.1</i>	<p>We set out to make the most helpful, most compelling, most graphically attractive teaching resource for you to introduce your learners to all the various figurative language. This 70+ slide PowerPoint will help you introduce how every many you need to teach your level of learners.</p> <p>Two Parts to the PowerPoint:</p> <ul style="list-style-type: none"> > 23 Instructional Slides with definitions and examples > 22 Quiz Review Slides with quote from novel or song for students to analyze > 22 Quiz ReTeach Slides with explanation of why this quote was this figurative language <p>WARNING: This does include an instruction and quiz slide on Double Entendre. By definition, double entendres are "inappropriate" or risque, so please see if this is good for your students before using. You can simply delete those slides from the quiz section.</p>

Activity	CC Standard	Pedagogy
Figurative Language	<i>Literacy.RL.4</i>	Students will analyze various passages from the story and determine which kind of figurative language is used. Students will have to identify, compare, and analyze the phrases in a number of different exercises.
Quickwrite Writing Prompts	<i>Literacy.RL.1</i> <i>Literacy.RL.2</i> <i>Literacy.W.1</i>	These writing prompts require students to write their unedited off-the-cuff responses to various quotes, situations, issues that arise from within the story. The questions take the students into memories from their lives (activating prior knowledge), connections with the story's characters and history (encouraging empathetic reading and understanding), and deep areas of thematic meaning (spurring informal argumentation). These discussions might prove to be some of the most meaningful explorations your students experience.
Vocabulary Lists & Quizzes	<i>Literacy.RL.4</i> <i>Literacy.L.4</i>	We've all seen the matching or multiple choice vocabulary assessments with the words in one column and the dictionary definitions in the other. These assessments require the students to understand the context of the word in a sentence from the memoir. Not only does this require them to know the definition, but it forces them to use the word in the right situation.
Comprehension Pop Quizzes	<i>Literacy.RL.10</i>	These quizzes are crafted to assess whether or not students read the chapters. If the students read the chapters, they should earn 100%...if they didn't read, they should not be able to guess their way to success. These can also be used as exit cards or quick comprehension assessments to see if the teacher needs to further explain the main events of the chapters.
Essay / Speech	<i>Literacy.W.1</i> <i>Literacy.W.9</i> <i>Literacy.SL.1</i> <i>Literacy.SL.4</i> <i>Literacy.SL.6</i>	Students will choose from a few deep topics to either write an essay or turn their essay outline into a speech on the topic. During the speeches, students will need to understand and chart the speakers' thesis statements. And for you . . . no-hassle grading rubrics are included to make your teaching life easier and save you time.
Video Source Links	<i>Literacy.RL.10</i>	These links have been provided in case you'd like to add these super useful and compelling videos. We've included the Oprah & Wiesel video interviews and tour in the curriculum map because we find it a great resource. Use at your leisure.
Memoir vs. Film Comparison	<i>Literacy.RL.7</i>	We've provided this resource, though there isn't yet a film. Students will compare the film to the memoir, analyzing the similarities and differences in various aspects of the two works of art.