


GOOGLE CLASSROOM

DIGITAL RESOURCE

GOOGLE DRIVE



CREATED FOR LEARNING



TEACHING UNIT

JULIUS CAESAR WILLIAM SHAKESPEARE

Print & Digital Versions INCLUDED

Why Choose? ... When now you can get BOTH!




JULIUS CAESAR

TEACHING RESOURCES

# WILLIAM SHAKESPEARE

# JULIUS CAESAR




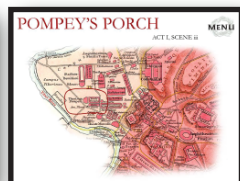

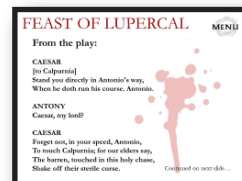





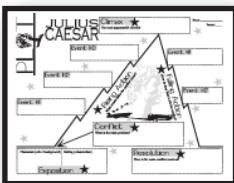



Thanks for looking at our complete teaching unit for William Shakespeare's fantastic play, Julius Caesar ... optimized for 1:1 Google Drive & OneDrive.


All 225 pages/slides of activities, analyzers, slideshows, and essays included in this bundle are designed to enhance your reading experience, save you (the teacher) prep time, and help your students enjoy and appreciate the novel that much more.

## INCLUDED:

- Pre-Reading Bias Activity (14 slides)
  - *CCSS.ELA-Literacy.RL.2*
- Shakespearean Insults (2 slides)
  - *CCSS.ELA-Literacy.RL.9*
- Shakespeare Introduction (19 slides)
  - *CCSS.ELA-Literacy.RL.2*
- Background Research Footnotes (20 slides)
  - *CCSS.ELA-Literacy.RL.9*
- What's the Worst Crime (12 slides)
  - *CCSS.ELA-Literacy.RL.9*
- Plot Chart Analyzer Diagram Arc (2 slides)
  - *CCSS.ELA-Literacy.RL.2*
- Conflict Graphic Analyzer - 6 Types of Conflict (2 slides)
  - *CCSS.ELA-Literacy.RL.2*
- Characters Analyzer (6 slides)
  - *CCSS.ELA-Literacy.RL.3*
- Journal - Quickwrite Writing Prompts (29 slides)
  - *CCSS.ELA-Literacy.W.1*
- Figurative Language PowerPoint (70 slides)
  - *CCSS.ELA-Literacy.RL.4*
  - *CCSS.ELA-Literacy.RL.7*
- Figurative Language Analyzers (18 slides)
  - *CCSS.ELA-Literacy.RL.4*
  - *CCSS.ELA-Literacy.RL.7*
- Vocabulary Word Lists & Quizzes (18 slides)
  - *CCSS.ELA-Literacy.RL.4*
- Persuasive Essay & Speech (11 slides)
  - *CCSS.ELA-Literacy.W.1*
- Movie vs. Novel Comparison (2 slides)
  - *CCSS.ELA-Literacy.RL.7*



# curriculum map



# JULIUS CAESAR

This is a suggested 7-week plan for students to study William Shakespeare’s play, JULIUS CAESAR. As with all teaching resources, this plan is for your reference and to give you ideas, and you should certainly adjust it according to your classroom’s needs. This unit can be easily adjusted to meet the rigor of honors, regular, reading, or RSP students.

Monday	Tuesday	Wednesday	Thursday	Friday
Hand out play analysis packet - Plot, Conflict, Character, Essay Organizer, Etc. <b>Pre-Reading Bias Activity</b>	<b>Shakespeare Introduction</b> <b>Shakespearean Insults Activity</b>	<b>Read Act 1, S1</b> <b>Read Play</b> Historical Notes <b>Quickwrite</b>	<b>Read Act 1, S2</b> Historical Notes <b>Quickwrite</b>	Work on play analysis organizers.
<b>Read Act 1, S3</b> Historical Notes <b>Quickwrite</b>	<b>Read Act 2, S1</b> Historical Notes <b>Quickwrite</b>	<b>Read Act 2, S2</b> <b>Quickwrite</b>	<b>Read Act 2, S3</b> <b>Quickwrite</b>	<b>Vocabulary Quiz #1</b> Work on play analysis organizers.
<b>Read Act 3, S1</b> Historical Notes <b>Quickwrite</b>	<b>Read Act 3, S2</b> <b>Quickwrite</b>	<b>Read Act 3, S3</b> Figurative Language Activity <b>Quickwrite</b>	<b>Read Act 4, S1-2</b> Historical Notes <b>Quickwrite</b>	<b>Vocabulary Quiz #2</b> Work on play analysis organizers.
<b>Read Act 4, S3</b> <b>Figurative Language Activity</b>	<b>Read Act 4, S4</b> <b>Quickwrite</b>	<b>Read Act 4, S5</b> <b>Quickwrite</b>	<b>Read Act 5, S1</b> <b>Quickwrite</b>	Work on play analysis organizers. <b>Vocabulary Quiz #3</b>
<b>Discuss the Essay/ Speech</b> Start outlining ideas Work on Essay/Speech	<b>Read Act 5, S2-3</b> <b>Quickwrite</b> Work on Essay/Speech	<b>Read Act 5, S4-5</b> <b>Quickwrite</b>	<b>Post-Reading Bias Discussion</b> <b>Quickwrite</b>	<b>Vocabulary Quiz #4</b> Work on Essay/Speech
<b>Quickwrite</b> Work on Essay/Speech	<b>Quickwrite</b> Work on Essay/Speech	<b>Movie vs. Play Comparison</b> Watch the film and have students compare the movie to the play.		
<b>Quickwrite</b> Work on Essay/Speech	<b>Quickwrite</b> Work on Essay/Speech	<b>Speeches / Essays</b> If students write essays, this time can be used to revise their 1st drafts or peer edit before they turn in their final versions.		



# JULIUS CAESAR

We know...opening that .zip folder to find all these cool resources can be a tad bit overwhelming. That's why we've explained the various activities in this unit and the Common Core standards each one accomplishes. 😊

Activity	CC Standard	Pedagogy
<p><b>PreReading Bias Activity &amp; Discussion</b></p>	<p><i>Literacy.RL.1</i> <i>Literacy.SL.1</i></p>	<p>Students are challenged with nine controversial statements that are created to divide the students into two sides. We like to go question by question and have students physically separate to different sides of the classroom. "If you agree, come to this side...If you disagree, come to this side. Try not to be a maybe or I don't know." Then we have students on both sides express their opinions, while the teacher offers challenging-yet-respectful questions back to each speaker. As students move through the statements, they'll be activating prior knowledge about the deeper issues in the story, while practicing their polite argument skills and getting emotionally connected to the story's ideas.</p>
<p><b>Shakespeare Introduction PowerPoint</b></p>	<p><i>Literacy.RL.1</i></p>	<p>Photos we took of Shakespeare's birthplace and grave in Stratford-upon-Avon. photos and illustrations of the Globe Theatre and stage, and slides of famous phrases invented by the Bard. This should give a good introduction to the importance of Shakespeare.</p>
<p><b>Shakespearean Insults</b></p>	<p><i>Literacy.RL.1</i></p>	<p>Using actual words and phrases from Shakespeare's writing, students will create 3-part insults of each other. All in good fun, of course. This is an engaging way to get the students just a bit more accustomed to Shakespearean language before diving in.</p>
<p><b>Plot Organizer</b></p>	<p><i>Literacy.RL.2</i></p>	<p>While reading the novel, students will analyze the 6 parts of the plot and find scenes/events that fit into each of the parts. The graphic-rich organizer will visually remind of the tension map of the story as they read.</p>
<p><b>Conflict Organizer</b></p>	<p><i>Literacy.RL.2</i></p>	<p>While reading the novel, students will analyze the 6 kinds conflict and find scenes/events that illustrate the various kinds of conflict.</p>
<p><b>Characters Organizer</b></p>	<p><i>Literacy.RL.3</i></p>	<p>Students will follow the various characters through the story and analyze various details/quotes/situations about them. They will consider physical descriptions, inner desires, and important traits about those characters in order to determine uniqueness and importance to the story.</p>

Activity	CC Standard	Pedagogy
<b>Vocabulary Lists &amp; Quizzes</b>	<i>Literacy.RL.4</i> <i>Literacy.L.4</i>	<p>We've all seen the matching or multiple choice vocabulary assessments with the words in one column and the dictionary definitions in the other. These assessments require the students to understand the context of the word in a sentence from the novel. Not only does this require them to know the definition, but it forces them to use the word in the right situation.</p>
<b>Figurative Language</b>	<i>Literacy.RL.4</i>	<p>Students will analyze various passages from the story and determine which kind of figurative language is used. Students will have to identify, compare, and analyze the phrases in a number of different exercises.</p>
<b>Figurative Language Instructional PowerPoint</b>	<i>Literacy.RL.1</i> <i>Literacy.RL.2</i> <i>Literacy.W.1</i>	<p>We set out to make the most helpful, most compelling, most graphically attractive teaching resource for you to introduce your learners to all the various figurative language. This 70+ slide PowerPoint will help you introduce how every many you need to teach your level of learners.</p> <p>Two Parts to the PowerPoint:</p> <ul style="list-style-type: none"> <li>&gt; 23 Instructional Slides with definitions and examples</li> <li>&gt; 22 Quiz Review Slides with quote from novel or song for students to analyze</li> <li>&gt; 22 Quiz ReTeach Slides with explanation of why this quote was this figurative language</li> </ul> <p>WARNING: This does include an instruction and quiz slide on Double Entendre. By definition, double entendres are "inappropriate" or risque, so please see if this is good for your students before using. You can simply delete those slides from the quiz section.</p>
<b>Quickwrite Writing Prompts</b>	<i>Literacy.RL.1</i> <i>Literacy.RL.2</i> <i>Literacy.W.1</i>	<p>These writing prompts require students to write their unedited off-the-cuff responses to various quotes, situations, issues that arise from within the story. The questions take the students into memories from their lives (activating prior knowledge), connections with the story's characters and history (encouraging empathetic reading and understanding), and deep areas of thematic meaning (spurring informal argumentation). These discussions might prove to be some of the most meaningful explorations your students experience.</p>

Activity	CC Standard	Pedagogy
<b>Essay / Speech</b>	<i>Literacy.W.1</i> <i>Literacy.W.9</i> <i>Literacy.SL.1</i> <i>Literacy.SL.4</i> <i>Literacy.SL.6</i>	Students will choose from a few deep topics to either write an essay or turn their essay outline into a speech on the topic. During the speeches, students will need to understand and chart the speakers' thesis statements. And for you . . . no-hassle grading rubrics are included to make your teaching life easier and save you time.
<b>Worst Crime Discussion Activity</b>	<i>Literacy.RL.1</i> <i>Literacy.RL.2</i> <i>Literacy.RL.3</i>	Students will wrestle over the various wrongs and crimes committed by the characters in the play. They will need to rank them by order of severity and be able to justify their reasons for their rankings. They will discuss their rankings and assign punishments for each of the offenses. Then the class will look at some illustrations of various punishments of the time period and discuss what crimes they might have been assigned for.
<b>Play vs. Film Comparison</b>	<i>Literacy.RL.7</i>	Students will compare the film to the play, analyzing the similarities and differences in various aspects of the two works of art.