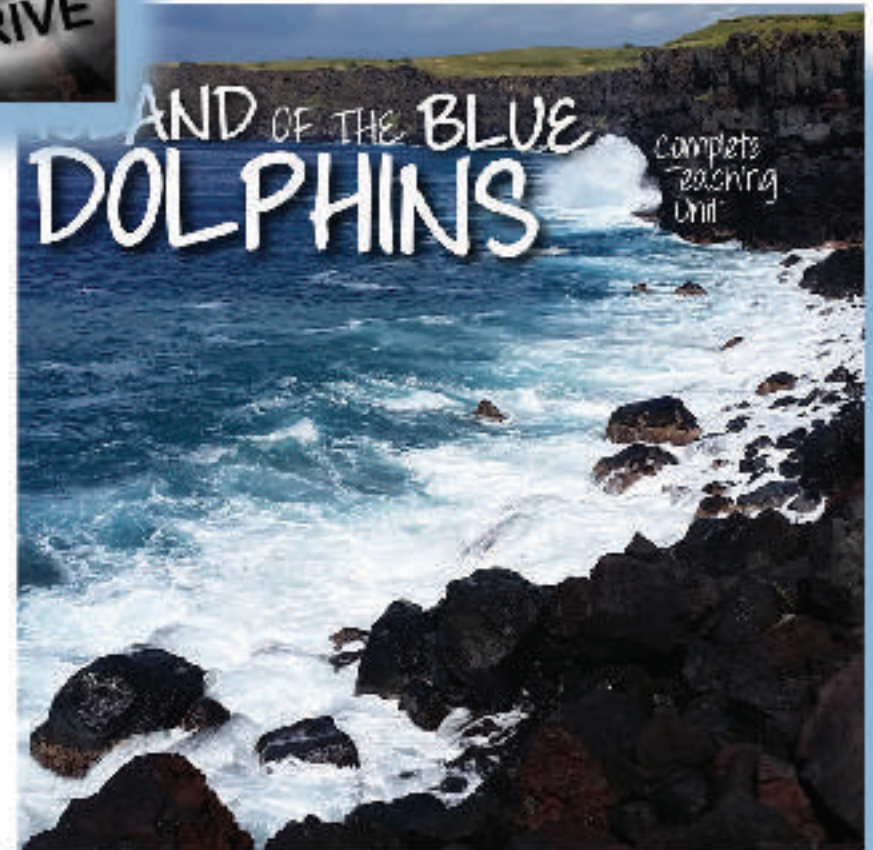


Print & Digital Versions
INCLUDED



Why Choose? ... When now you can get BOTH!

SCOTT O'DELL





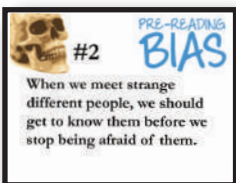





ISLAND OF THE BLUE DOLPHINS

Thanks for looking at our complete teaching unit for Scott O'Dell's fantastic novel, ISLAND OF THE BLUE DOLPHINS ... optimized for 1:1 Google Drive & OneDrive.


All 235 pages/slides of activities, analyzers, slideshows, and essays included in this bundle are designed to enhance your reading experience, save you (the teacher) prep time, and help your students enjoy and appreciate the novel that much more.

INCLUDED:

- PreReading Bias Activity & Slideshow (14 slides)
 - **CCSS.ELA-Literacy.RL.2**
- Plot Chart Analyzer Diagram Arc (2 slides)
 - **CCSS.ELA-Literacy.RL.2**
- Character Analyzer (6 slides)
 - **CCSS.ELA-Literacy.RL.3**
- Conflict Graphic Analyzer - 6 Types of Conflict (2 slides)
 - **CCSS.ELA-Literacy.RL.2**
- Map It Out Activity (2 slides)
 - **CCSS.ELA-Literacy.RL.1**
 - **CCSS.ELA-Literacy.RL.3**
- Message in a Bottle Activity (1 slide)
 - **CCSS.ELA-Literacy.RL.1**
 - **CCSS.ELA-Literacy.RL.3**
- Comprehension Pop Quizzes (46 slides/forms)
 - **CCSS.ELA-Literacy.RL.10**
- Vocabulary Word Lists & Quizzes (18 pages)
 - **CCSS.ELA-Literacy.RL.4**
- Figurative Language Slideshow (70 slides)
- Figurative Language Analyzers (14 slides/forms)
 - **CCSS.ELA-Literacy.RL.4**
 - **CCSS.ELA-Literacy.RL.7**
- Journal - Quickwrite Writing Prompts (33 prompts)
 - **CCSS.ELA-Literacy.W.1**
- Grammar - Prepositions (3 slides/forms)
 - **CCSS.ELA-Literacy.L.1**
- Grammar - Conjunctions & Interjections (5 slides/forms)
 - **CCSS.ELA-Literacy.L.1**
- Grammar - Commas in a Series (2 slides/forms)
 - **CCSS.ELA-Literacy.L.2**
- Grammar - Commas & Introductory (2 slides/forms)
 - **CCSS.ELA-Literacy.L.2**
- Grammar - Commas & Direct Address (2 slides/forms)
 - **CCSS.ELA-Literacy.L.2**
- 3 Essay Topics & Rubrics (11 slides)
 - **CCSS.ELA-Literacy.W.1 & 3**
- Movie vs. Novel Comparison (2 slides)
 - **CCSS.ELA-Literacy.RL.7**



ISLAND ^{OF THE} BLUE DOLPHINS



Curriculum Map

This is a suggested 7-week plan for students to study Scott O'Dell's novel, ISLAND OF THE BLUE DOLPHINS. As with all teaching resources, this plan is for your reference and to give you ideas, and you should certainly adjust it according to your classroom's needs. This unit can be easily adjusted to meet the rigor of honors, regular, reading, or RSP students.

Monday	Tuesday	Wednesday	Thursday	Friday
Hand out novel analysis packet - Plot, Conflict, Character, Essay Organizer, Etc. Pre-Reading Bias Activity	Read ch. 1-2 Read Novel Work on novel analysis organizers.	Read ch. 3-4 Otter Video	Read ch. 5-6	Prepositions Grammar Work on novel analysis organizers.
Read ch. 7-8	Read ch. 9-10	Read ch. 11-12	Conjunctions & Interjections Grammar	Vocabulary Quiz #1
Quickwrite	Figurative Language Activity	Quickwrite	Commas Intro Grammar	
Commas Series Grammar Commas Direct Address Grammar	Read ch. 12-13 Elephant Seal Videos Quickwrite	Read ch. 14-15 Quickwrite	Figurative Language Activity Message in a Bottle Activity Due	Map It Out Activity Work on novel analysis organizers.
Read ch. 16-17	Read ch. 18-20	Read ch. 21-22	Read ch. 23-25	Work on novel analysis organizers.
Quickwrite	Devilfish Videos	Map It Out Activity Again	Quickwrite	Vocabulary Quiz #2
Discuss the Essay/Speech Start outlining ideas for Essay/Speech	Read ch. 26-27 Tsunami Videos Quickwrite	Read ch. 28-29 Quickwrite	Map It Out Activity & Discussion Finish Figurative Language Activity	Vocabulary Quiz #3 Work on Essay/Speech
Work on Essay/Speech	Work on Essay/Speech	Movie vs. Novel Comparison Watch the film and have students compare the movie to the novel.		
Quickwrite	Quickwrite			
Work on Essay/Speech	Work on Essay/Speech	Speech Presentations If students write essays, this time can be used to revise their 1st drafts or peer edit before they turn in their final versions.		

ISLAND ^{OF THE} BLUE DOLPHINS



Activities Pedagogy

We know...opening that .zip folder to find all these cool resources can be a tad bit overwhelming. That's why we've explained the various activities in this unit and the Common Core standards each one accomplishes. 😊

Activity	CC Standard	Pedagogy
PreReading Bias Activity & Discussion	<i>Literacy.RL.1</i> <i>Literacy.SL.1</i>	Students are challenged with nine controversial statements that are created to divide the students into two sides. We like to go question by question and have students physically separate to different sides of the classroom. "If you agree, come to this side...If you disagree, come to this side. Try not to be a maybe or I don't know." Then we have students on both sides express their opinions, while the teacher offers challenging-yet-respectful questions back to each speaker. As students move through the statements, they'll be activating prior knowledge about the deeper issues in the story, while practicing their polite argument skills and getting emotionally connected to the story's ideas.
Plot Organizer	<i>Literacy.RL.2</i>	While reading the novel, students will analyze the 6 parts of the plot and find scenes/events that fit into each of the parts. The graphic-rich organizer will visually remind of the tension map of the story as they read.
Conflict Organizer	<i>Literacy.RL.2</i>	While reading the novel, students will analyze the 6 kinds conflict and find scenes/events that illustrate the various kinds of conflict.
Characters Organizer	<i>Literacy.RL.3</i>	Students will follow the various characters through the story and analyze various details/quotes/situations about them. They will consider physical descriptions, inner desires, and important traits about those characters in order to determine uniqueness and importance to the story.
Vocabulary Lists & Quizzes	<i>Literacy.RL.4</i> <i>Literacy.L.4</i>	We've all seen the matching or multiple choice vocabulary assessments with the words in one column and the dictionary definitions in the other. These assessments require the students to understand the context of the word in a sentence from the novel. Not only does this require them to know the definition, but it forces them to use the word in the right situation.



Activity	CC Standard	Pedagogy
Figurative Language	<i>Literacy.RL.4</i>	Students will analyze various passages from the story and determine which kind of figurative language is used. Students will have to identify, compare, and analyze the phrases in a number of different exercises.
Figurative Language Instructional PowerPoint	<i>Literacy.RL.1</i> <i>Literacy.RL.2</i> <i>Literacy.W.1</i>	<p>We set out to make the most helpful, most compelling, most graphically attractive teaching resource for you to introduce your learners to all the various figurative language. This 70+ slide PowerPoint will help you introduce how every many you need to teach your level of learners.</p> <p>Two Parts to the PowerPoint:</p> <ul style="list-style-type: none"> > 23 Instructional Slides with definitions and examples > 22 Quiz Review Slides with quote from novel or song for students to analyze > 22 Quiz ReTeach Slides with explanation of why this quote was this figurative language <p>WARNING: This does include an instruction and quiz slide on Double Entendre. By definition, double entendres are "inappropriate" or risque, so please see if this is good for your students before using. You can simply delete those slides from the quiz section.</p>
Quickwrite Writing Prompts	<i>Literacy.RL.1</i> <i>Literacy.RL.2</i> <i>Literacy.W.1</i>	These writing prompts require students to write their unedited off-the-cuff responses to various quotes, situations, issues that arise from within the story. The questions take the students into memories from their lives (activating prior knowledge), connections with the story's characters and history (encouraging empathetic reading and understanding), and deep areas of thematic meaning (spurring informal argumentation). These discussions might prove to be some of the most meaningful explorations your students experience.
Comprehension Pop Quizzes	<i>Literacy.RL.10</i>	These quizzes are crafted to assess whether or not students read the chapters. If the students read the chapters, they should earn 100%...if they didn't read, they should not be able to guess their way to success. These can also be used as exit cards or quick comprehension assessments to see if the teacher needs to further explain the main events of the chapters.



Activity	CC Standard	Pedagogy
Map It Out Activity	<i>Literacy.RL.1</i> <i>Literacy.RL.3</i>	<p>DIRECTIONS FOR STUDENTS:</p> <p>"Using locations mentioned in the novel and a little bit of outside geography research, draw a map of where the story happens and mark where the characters travel, talk about traveling, and are going to travel."</p> <p>"For everything you draw on your map, record where you got your information or clues from. If the clue is from the novel, include page numbers and paragraph numbers. If the clue is from outside the novel, include the website title and URL or the book title and page number. Then, write an explanation of what this source showed you. This is called citing your sources."</p> <p>Students will not only enjoy this engaging activity, but they'll be challenged to think about the clues in the text and compile them into a map that makes sense of them all. Finally, they'll document their research which will prepare them for bibliographies and works cited skills.</p>
Essay / Speech	<i>Literacy.W.1</i> <i>Literacy.W.9</i> <i>Literacy.SL.1</i> <i>Literacy.SL.4</i> <i>Literacy.SL.6</i>	<p>Students will choose from a few deep topics to either write an essay or turn their essay outline into a speech on the topic. During the speeches, students will need to understand and chart the speakers' thesis statements. And for you . . . no-hassle grading rubrics are included to make your teaching life easier and save you time.</p>
Message in a Bottle Activity	<i>Literacy.RL.1</i> <i>Literacy.RL.3</i>	<p>DIRECTIONS FOR STUDENTS:</p> <p>"After reading about the big events leading up to end of Chapter 16, students will imagine they are in the story and write a letter about what's been happening on the island and how they're feeling about it all. What fears, hopes, dreams, and/or plans are running through their mind and what do they think they should do now?"</p> <p>"Students should use their creativity and any kind of paper they think fits the mood/setting of the story. (Optional) They can even stuff it in a bottle to send out into the wide ocean."</p> <p>"When your letter (and bottle?) is done, your teacher will tell you when it's due, whether or not to stuff your letter or seal the bottle yet, and what to do with it all. They might have you present your letter, display it in class, or some other method."</p> <p>Students will not only enjoy this engaging activity, but they'll be challenged to use their character knowledge to engage in a creative writing assignment that is tied to the novel's content.</p>

Created
FOR
Digital
TEACHING
RESOURCES

ISLAND OF THE BLUE DOLPHINS



Activities Pedagogy

We know...opening that .zip folder to find all these cool resources can be a tad bit overwhelming. That's why we've explained the various activities in this unit and the Common Core standards each one accomplishes.

Activity CC Standard Pedagogy

PreReading
Bias
Activity &
Discussion

Literacy.RL.1
Literacy.SL.1

Students are challenged with nine controversial statements that are created to divide the students into two sides. We like to go question by question and have students physically separate to different sides of the classroom. "If you agree, come to this side...if you disagree, come to this side. Try not to be a maybe or I don't know." Then we have students on both sides express their opinions, while the teacher offers challenging-yet-respectful questions back to each speaker. As students move through the statements, they'll be activating prior knowledge about the deeper issues in the story, while practicing their polite argument skills and getting emotionally connected to the story's ideas.

Literacy.RL.2

While reading the novel, students will...
plot and find...

ISLAND OF THE BLUE DOLPHINS



SCOTT O'DELL

ISLAND OF THE BLUE DOLPHINS

This is a suggested 7-week plan for students to study Scott O'Dell's novel, with all teaching resources, this plan is for your reference and to give you... adjust it according to your classroom's needs. This unit can be easily adjust... regular, reading, or RSP students.

Monday	Tuesday	Wednesday	Thursday
Read ch. 1-2	Read ch. 3-4	Read ch. 5-6	Read ch. 7-8
Read Novel	Read Novel	Quickwrite	Quickwrite
Work on novel analysis organizers.	Work on novel analysis organizers.	Conjunction Interjection Grammar	Conjunction Interjection Grammar
Read ch. 9-10	Read ch. 11-12	Read ch. 13-14	Read ch. 15-16
Read Novel	Read Novel	Quickwrite	Quickwrite
Work on novel analysis organizers.	Work on novel analysis organizers.	Figureative Language Act	Figureative Language Act
Read ch. 17-18	Read ch. 19-20	Read ch. 21-22	Read ch. 23
Read Novel	Read Novel	Quickwrite	Quickwrite
Work on novel analysis organizers.	Work on novel analysis organizers.	Message in a Bottle Activity	Message in a Bottle Activity
Read ch. 24-25	Read ch. 26-27	Read ch. 28-29	Read ch. 30
Read Novel	Read Novel	Quickwrite	Quickwrite
Work on novel analysis organizers.	Work on novel analysis organizers.	Map It Out Activity & Discussion	Map It Out Activity & Discussion
Read ch. 31-32	Read ch. 33-34	Read ch. 35-36	Read ch. 37
Read Novel	Read Novel	Quickwrite	Quickwrite
Work on novel analysis organizers.	Work on novel analysis organizers.	Finish Figureative Language Activity	Finish Figureative Language Activity
Read ch. 38-39	Read ch. 40-41	Read ch. 42-43	Read ch. 44
Read Novel	Read Novel	Quickwrite	Quickwrite
Work on novel analysis organizers.	Work on novel analysis organizers.	Movie vs. Novel Comparison	Movie vs. Novel Comparison



Thanks for looking at our complete teaching unit for Scott O'Dell's fantastic novel, ISLAND OF THE BLUE DOLPHINS ... optimized for 1:1 Google Drive & OneDrive.

All 235 pages/slides of activities, analyzers, slideshows, and essays included in this bundle are designed to enhance your reading experience, save you (the teacher) prep time, and help your students enjoy and appreciate the novel that much more.

INCLUDED:

- PreReading Bias Activity & Slideshow (14 slides)
- Plot Chart Analyzer Diagram Arc (2 slides)
- Character Analyzer (6 slides)
- Conflict Graphic Analyzer - 6 Types of Conflict (2 slides)
- Map It Out Activity (2 slides)
- Message in a Bottle Activity (1 slide)
- Comprehension Pop Quizzes (46 slides/forms)
- Vocabulary Word Lists & Quizzes (18 pages)
- Slideshow (70 slides)



POP QUIZ CH 1-2

1. What does Ramo see that he says looks like a cloud or a red whale?
2. Who are the Aleuts?
3. Why is she a little worried about the name her father gives to the Aleuts?
4. What are Captain Orlov and Father trying to make a deal about?

POP QUIZ CH 3-4

1. What animal are the Aleut hunters hunting?
2. What are they worried the Aleut will do?

POP QUIZ CH 5-6

1. What does Kirki say the women and elderly are going to have to do?
2. Why does Kirki leave the island and travel north?

POP QUIZ KEY CH 1-2

1. What does Ramo see that he says looks like a cloud or a red whale? **Answer: A red whale.**
2. Who are the Aleuts? **Answer: The Aleuts are the people who live on the island.**
3. Why is she a little worried about the name her father gives to the Aleuts? **Answer: She is worried because the name her father gives to the Aleuts is "Red Whales" and she is afraid that the Aleuts will see her and kill her.**
4. What are Captain Orlov and Father trying to make a deal about? **Answer: They are trying to make a deal about the hunting rights for the Aleuts.**

POP QUIZ KEY CH 3-4

1. What animal are the Aleut hunters hunting? **Answer: They are hunting for walrus.**
2. What are they worried the Aleut will do? **Answer: They are worried that the Aleuts will see them and kill them.**

POP QUIZ KEY CH 5-6

1. What does Kirki say the women and elderly are going to have to do? **Answer: Kirki says they are going to have to leave the island.**
2. Why does Kirki leave the island and travel north? **Answer: Kirki leaves the island because she is afraid of the women and elderly.**

Deal

What do you think about the hunt her people makes with... Is it smart...

Boat

Why do you think it might be a big deal for the first time? What does she think she might do?

Names

Her people aren't the only ones that believe names are very powerful. How do you think names is deep in to...

Risk

When she jumps off the boat to swim back to her brother, some would say she is risking a lot. Write about what she is risking by jumping in the water to go back. Discuss all of the various risks and...

Moving

When the boat of... them to Kimki, even islands. Think about... move. Maybe... house, etc.

Offers

When she watches the hunters killing all the otters... ally bothers her. How would she feel? How come?

Danger

Up until the attack, their value that the men are of the dangers outside the... gather food. What do you think for keeping the... doing...

POP QUIZ CHAPTER 1-2

ISLAND OF THE BLUE DOLPHINS

INSTRUCTIONS

- Write "Quickwrites" at the top
- Draw a line halfway down by splitting your page in two
- You have 5 minutes to write
- I'll collect them when we're done

ISLAND OF THE BLUE DOLPHINS QUICKWRITES

POP QUIZ #1

GOOGLE DRIVE

INDIVIDUAL REFLECTION

Answer these questions after our final novel discussion.

1. How did you feel when someone disagreed with the way you feel about any of the ideas?

STATEMENT

- (1) Names are powerful and mystical. You can't trust anyone in life.
- (2) Everyone should know how to take responsibility in life.
- (3) Lying never is worth better than being honest.
- (4) A person's appearance is very important. You should always be looking good.

ISLAND OF THE BLUE DOLPHINS PREPOSITIONS

CONJUNCTIONS

PRE-READING BIAS

Humans and animals are necessary for food and other things. Humans can thrive.

ANSWER KEYS PROVIDED

PRE-READING BIAS

ANSWER KEYS PROVIDED

BLUE DOLPHINS Figurative Language 1

ISLAND OF THE BLUE DOLPHINS

FIGURATIVE LANGUAGE

Directions: Write a paragraph for each item. Use the words in the box to help you. Write your answer on the lines provided.

simile personification metaphor analogy

1. Write a simile.

2. Write a personification.

3. Write a metaphor.

4. Write an analogy.

Please continue...

BLUEDOLPHINS Vocabulary Student Lists

ISLAND OF THE BLUE DOLPHINS VOCABULARY Chapters 1-4

Directions: Write a definition for each word using your own words based on the context within the book. Use the word if you can. You will need to learn from the word itself to add to a memory card you can use for studying at all times. Some words may have been introduced in earlier parts of the book.

1. MANGLE (p. 4)

2. BURNING (p. 4)

3. CRYSTALLINE (p. 5)

4. FORTUNE (p. 6)

5. TENDON (p. 6)

6. MANGY (p. 6)

7. COMPASSION (p. 6)

8. FORTUNE (p. 6)

9. MANGY (p. 6)

10. BURNING (p. 6)

11. STERN (p. 7)

12. CONFIDENT (p. 7)

13. PREPARATION (p. 9)

14. DROUGHT (p. 12)

15. HARDSHIP (p. 12)

Answer Keys Provided

GOOGLE DRIVE

Message in a Bottle update

Directions: After reading Chapter 10, imagine you are in the story and write a letter about what's been happening on the island and how they're getting along or all. What fears, hopes, dreams, and bad plans are swirling through their mind and what do they think they should do next?

How to Write: Students should use their creativity and any kind of paper they think fits the mood of writing of the story. If possible, they can even mail it in a bottle to read out loud to the class.

Published: When your letter (and health!) is done, your teacher will tell you when it's due, whether or not to mail your letter or not. The bottle got, and what to do with it all. They might have you present your letter, display it in class, or some other method.

Map It Out

TEXTUAL EVIDENCE IN THE NOVEL

PAGE # TYPE HERE

PARAGRAPH # TYPE HERE

OUTSIDE THE NOVEL

TITLE TYPE HERE

URL TYPE HERE

PAGE # TYPE HERE

TYPE HERE

ISLAND OF THE BLUE DOLPHINS

DIRECTIONS: For everything you draw on your map, record where you got your information or class from.

If the clue is from the novel, include page numbers and paragraph numbers.

If the clue is from outside the novel, include the website URL and I.D. or the book, title and page number.

They write an explanation of what

ISLAND OF THE BLUE DOLPHINS

CHARACTERS

Karana physical description, inner desires, important traits

Ronty

ISLAND OF THE BLUE DOLPHINS

Directions: Write a paragraph for each item. Use the words in the box to help you. Write your answer on the lines provided.

1. MANGLE (p. 4)

2. BURNING (p. 4)

3. CRYSTALLINE (p. 5)

4. FORTUNE (p. 6)

5. TENDON (p. 6)

6. MANGY (p. 6)

7. COMPASSION (p. 6)

8. FORTUNE (p. 6)

9. MANGY (p. 6)

10. BURNING (p. 6)

11. STERN (p. 7)

12. CONFIDENT (p. 7)

13. PREPARATION (p. 9)

14. DROUGHT (p. 12)

15. HARDSHIP (p. 12)

Answer Keys Provided