

CLASSROOM

DIGITAL
RESOURCE

for **GOOGLE**

ISLAND OF THE BLUE DOLPHINS

Complete
Teaching
Unit

for
GOOGLE
DRIVE

SCOTT O'DELL





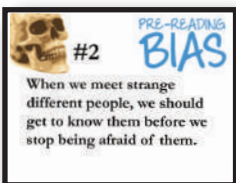





ISLAND OF THE BLUE DOLPHINS

Thanks for looking at our complete teaching unit for Scott O'Dell's fantastic novel, ISLAND OF THE BLUE DOLPHINS ... optimized for 1:1 Google Drive & OneDrive.


All 235 pages/slides of activities, analyzers, slideshows, and essays included in this bundle are designed to enhance your reading experience, save you (the teacher) prep time, and help your students enjoy and appreciate the novel that much more.

INCLUDED:

- PreReading Bias Activity & Slideshow (14 slides)
 - **CCSS.ELA-Literacy.RL.2**
- Plot Chart Analyzer Diagram Arc (2 slides)
 - **CCSS.ELA-Literacy.RL.2**
- Character Analyzer (6 slides)
 - **CCSS.ELA-Literacy.RL.3**
- Conflict Graphic Analyzer - 6 Types of Conflict (2 slides)
 - **CCSS.ELA-Literacy.RL.2**
- Map It Out Activity (2 slides)
 - **CCSS.ELA-Literacy.RL.1**
 - **CCSS.ELA-Literacy.RL.3**
- Message in a Bottle Activity (1 slide)
 - **CCSS.ELA-Literacy.RL.1**
 - **CCSS.ELA-Literacy.RL.3**
- Comprehension Pop Quizzes (46 slides/forms)
 - **CCSS.ELA-Literacy.RL.10**
- Vocabulary Word Lists & Quizzes (18 pages)
 - **CCSS.ELA-Literacy.RL.4**
- Figurative Language Slideshow (70 slides)
 - **CCSS.ELA-Literacy.RL.4**
 - **CCSS.ELA-Literacy.RL.7**
- Figurative Language Analyzers (14 slides/forms)
 - **CCSS.ELA-Literacy.RL.4**
 - **CCSS.ELA-Literacy.RL.7**
- Journal - Quickwrite Writing Prompts (33 prompts)
 - **CCSS.ELA-Literacy.W.1**
- Grammar - Prepositions (3 slides/forms)
 - **CCSS.ELA-Literacy.L.1**
- Grammar - Conjunctions & Interjections (5 slides/forms)
 - **CCSS.ELA-Literacy.L.1**
- Grammar - Commas in a Series (2 slides/forms)
 - **CCSS.ELA-Literacy.L.2**
- Grammar - Commas & Introductory (2 slides/forms)
 - **CCSS.ELA-Literacy.L.2**
- Grammar - Commas & Direct Address (2 slides/forms)
 - **CCSS.ELA-Literacy.L.2**
- 3 Essay Topics & Rubrics (11 slides)
 - **CCSS.ELA-Literacy.W.1 & 3**
- Movie vs. Novel Comparison (2 slides)
 - **CCSS.ELA-Literacy.RL.7**



ISLAND ^{OF THE} BLUE DOLPHINS



Curriculum Map

This is a suggested 7-week plan for students to study Scott O'Dell's novel, ISLAND OF THE BLUE DOLPHINS. As with all teaching resources, this plan is for your reference and to give you ideas, and you should certainly adjust it according to your classroom's needs. This unit can be easily adjusted to meet the rigor of honors, regular, reading, or RSP students.

Monday	Tuesday	Wednesday	Thursday	Friday
Hand out novel analysis packet - Plot, Conflict, Character, Essay Organizer, Etc. Pre-Reading Bias Activity	Read ch. 1-2 Read Novel Work on novel analysis organizers.	Read ch. 3-4 Otter Video	Read ch. 5-6	Prepositions Grammar Work on novel analysis organizers.
Read ch. 7-8	Read ch. 9-10	Read ch. 11-12	Conjunctions & Interjections Grammar	Vocabulary Quiz #1
Quickwrite	Figurative Language Activity	Quickwrite	Commas Intro Grammar	
Commas Series Grammar Commas Direct Address Grammar	Read ch. 12-13 Elephant Seal Videos Quickwrite	Read ch. 14-15 Quickwrite	Figurative Language Activity Message in a Bottle Activity Due	Map It Out Activity Work on novel analysis organizers.
Read ch. 16-17	Read ch. 18-20	Read ch. 21-22	Read ch. 23-25	Work on novel analysis organizers.
Quickwrite	Devilfish Videos	Map It Out Activity Again	Quickwrite	Vocabulary Quiz #2
Discuss the Essay/Speech Start outlining ideas for Essay/Speech	Read ch. 26-27 Tsunami Videos Quickwrite	Read ch. 28-29 Quickwrite	Map It Out Activity & Discussion Finish Figurative Language Activity	Vocabulary Quiz #3 Work on Essay/Speech
Work on Essay/Speech	Work on Essay/Speech	Movie vs. Novel Comparison Watch the film and have students compare the movie to the novel.		
Quickwrite	Quickwrite			
Work on Essay/Speech	Work on Essay/Speech	Speech Presentations If students write essays, this time can be used to revise their 1st drafts or peer edit before they turn in their final versions.		

ISLAND ^{OF THE} BLUE DOLPHINS



Activities Pedagogy

We know...opening that .zip folder to find all these cool resources can be a tad bit overwhelming. That's why we've explained the various activities in this unit and the Common Core standards each one accomplishes. 😊

Activity	CC Standard	Pedagogy
PreReading Bias Activity & Discussion	<i>Literacy.RL.1</i> <i>Literacy.SL.1</i>	Students are challenged with nine controversial statements that are created to divide the students into two sides. We like to go question by question and have students physically separate to different sides of the classroom. "If you agree, come to this side...If you disagree, come to this side. Try not to be a maybe or I don't know." Then we have students on both sides express their opinions, while the teacher offers challenging-yet-respectful questions back to each speaker. As students move through the statements, they'll be activating prior knowledge about the deeper issues in the story, while practicing their polite argument skills and getting emotionally connected to the story's ideas.
Plot Organizer	<i>Literacy.RL.2</i>	While reading the novel, students will analyze the 6 parts of the plot and find scenes/events that fit into each of the parts. The graphic-rich organizer will visually remind of the tension map of the story as they read.
Conflict Organizer	<i>Literacy.RL.2</i>	While reading the novel, students will analyze the 6 kinds conflict and find scenes/events that illustrate the various kinds of conflict.
Characters Organizer	<i>Literacy.RL.3</i>	Students will follow the various characters through the story and analyze various details/quotes/situations about them. They will consider physical descriptions, inner desires, and important traits about those characters in order to determine uniqueness and importance to the story.
Vocabulary Lists & Quizzes	<i>Literacy.RL.4</i> <i>Literacy.L.4</i>	We've all seen the matching or multiple choice vocabulary assessments with the words in one column and the dictionary definitions in the other. These assessments require the students to understand the context of the word in a sentence from the novel. Not only does this require them to know the definition, but it forces them to use the word in the right situation.



Activity	CC Standard	Pedagogy
Figurative Language	<i>Literacy.RL.4</i>	Students will analyze various passages from the story and determine which kind of figurative language is used. Students will have to identify, compare, and analyze the phrases in a number of different exercises.
Figurative Language Instructional PowerPoint	<i>Literacy.RL.1</i> <i>Literacy.RL.2</i> <i>Literacy.W.1</i>	<p>We set out to make the most helpful, most compelling, most graphically attractive teaching resource for you to introduce your learners to all the various figurative language. This 70+ slide PowerPoint will help you introduce how every many you need to teach your level of learners.</p> <p>Two Parts to the PowerPoint:</p> <ul style="list-style-type: none"> > 23 Instructional Slides with definitions and examples > 22 Quiz Review Slides with quote from novel or song for students to analyze > 22 Quiz ReTeach Slides with explanation of why this quote was this figurative language <p>WARNING: This does include an instruction and quiz slide on Double Entendre. By definition, double entendres are "inappropriate" or risque, so please see if this is good for your students before using. You can simply delete those slides from the quiz section.</p>
Quickwrite Writing Prompts	<i>Literacy.RL.1</i> <i>Literacy.RL.2</i> <i>Literacy.W.1</i>	These writing prompts require students to write their unedited off-the-cuff responses to various quotes, situations, issues that arise from within the story. The questions take the students into memories from their lives (activating prior knowledge), connections with the story's characters and history (encouraging empathetic reading and understanding), and deep areas of thematic meaning (spurring informal argumentation). These discussions might prove to be some of the most meaningful explorations your students experience.
Comprehension Pop Quizzes	<i>Literacy.RL.10</i>	These quizzes are crafted to assess whether or not students read the chapters. If the students read the chapters, they should earn 100%...if they didn't read, they should not be able to guess their way to success. These can also be used as exit cards or quick comprehension assessments to see if the teacher needs to further explain the main events of the chapters.



Activity	CC Standard	Pedagogy
Map It Out Activity	<i>Literacy.RL.1</i> <i>Literacy.RL.3</i>	<p>DIRECTIONS FOR STUDENTS:</p> <p>"Using locations mentioned in the novel and a little bit of outside geography research, draw a map of where the story happens and mark where the characters travel, talk about traveling, and are going to travel."</p> <p>"For everything you draw on your map, record where you got your information or clues from. If the clue is from the novel, include page numbers and paragraph numbers. If the clue is from outside the novel, include the website title and URL or the book title and page number. Then, write an explanation of what this source showed you. This is called citing your sources."</p> <p>Students will not only enjoy this engaging activity, but they'll be challenged to think about the clues in the text and compile them into a map that makes sense of them all. Finally, they'll document their research which will prepare them for bibliographies and works cited skills.</p>
Essay / Speech	<i>Literacy.W.1</i> <i>Literacy.W.9</i> <i>Literacy.SL.1</i> <i>Literacy.SL.4</i> <i>Literacy.SL.6</i>	<p>Students will choose from a few deep topics to either write an essay or turn their essay outline into a speech on the topic. During the speeches, students will need to understand and chart the speakers' thesis statements. And for you . . . no-hassle grading rubrics are included to make your teaching life easier and save you time.</p>
Message in a Bottle Activity	<i>Literacy.RL.1</i> <i>Literacy.RL.3</i>	<p>DIRECTIONS FOR STUDENTS:</p> <p>"After reading about the big events leading up to end of Chapter 16, students will imagine they are in the story and write a letter about what's been happening on the island and how they're feeling about it all. What fears, hopes, dreams, and/or plans are running through their mind and what do they think they should do now?"</p> <p>"Students should use their creativity and any kind of paper they think fits the mood/setting of the story. (Optional) They can even stuff it in a bottle to send out into the wide ocean."</p> <p>"When your letter (and bottle?) is done, your teacher will tell you when it's due, whether or not to stuff your letter or seal the bottle yet, and what to do with it all. They might have you present your letter, display it in class, or some other method."</p> <p>Students will not only enjoy this engaging activity, but they'll be challenged to use their character knowledge to engage in a creative writing assignment that is tied to the novel's content.</p>

Created FOR Digital TEACHING RESOURCES

ISLAND OF THE BLUE DOLPHINS



Activities Pedagogy

We know...opening that zip folder to find all these cool resources can be a tad bit overwhelming. That's why we've explained the various activities in this unit and the Common Core standards each one accomplishes.

Activity CC Standard Pedagogy

PreReading Bias Activity & Discussion

Literacy.RL.1
Literacy.SL.1

Students are challenged with nine controversial statements that are created to divide the students into two sides. We like to go question by question and have students physically separate to different sides of the classroom. "If you agree, come to this side...if you disagree, come to this side. Try not to be a maybe or I don't know." Then we have students on both sides express their opinions, while the teacher offers challenging-yet-respectful questions back to each speaker. As students move through the statements, they'll be activating prior knowledge about the deeper issues in the story, while practicing their polite argument skills and getting emotionally connected to the story's ideas.

Literacy.RL.2

While reading the novel, students will plot and find...

ISLAND OF THE BLUE DOLPHINS



SCOTT O'DELL

is a suggested 7-week plan for students to study Scott O'Dell's novel, with all teaching resources, this plan is for your reference and to give you just it according to your classroom's needs. This unit can be easily adjusted for regular, reading, or RSP students.

Monday Tuesday Wednesday Thu

land out novel analysis packet - Plot, Conflict, Character, Essay Organizer, Etc.

Pre-Reading Bias Activity

Read ch. 7-8 Read ch. 9-10

Quickwrite

Figurative Language Activity

Read ch. 12-13

Quickwrite

Devilfish Videos

Quickwrite

Map It Out Activity & Discussion

Quickwrite

Movie vs. Novel Comparison

Quickwrite

Read ch. 3-4 Otter Video

Quickwrite

Read ch. 11-12

Conjunction Interjection Grammar

Quickwrite

Read ch. 14-15

Figurative Language Act

Quickwrite

Message in a Bottle Activity

Read ch. 23

Map It Out Activity & Discussion

Quickwrite

Finish Figurative Language Activity



ISLAND OF THE BLUE DOLPHINS

Thanks for looking at our complete teaching unit for Scott O'Dell's fantastic novel, ISLAND OF THE BLUE DOLPHINS ... optimized for 1:1 Google Drive & OneDrive.

All 235 pages/slides of activities, analyzers, slideshows, and essays included in this bundle are designed to enhance your reading experience, save you (the teacher) prep time, and help your students enjoy and appreciate the novel that much more.

INCLUDED:

- PreReading Bias Activity & Slideshow (14 slides)
- Plot Chart Analyzer Diagram Arc (2 slides)
- Character Analyzer (6 slides)
- Conflict Graphic Analyzer - 6 Types of Conflict (2 slides)
- Map It Out Activity (2 slides)
- Message in a Bottle Activity (1 slide)
- Comprehension Pop Quizzes (46 slides/forms)
- Vocabulary Word Lists & Quizzes (18 pages)
- Slideshow (70 slides)



POP QUIZ CH 1-2

1. What does Ramo see that he says looks like a cloud or a red whale?
2. Who are the Aleuts?
3. Why is she a little worried about the name her father gives to the Aleuts?
4. What are captain Orlov and Father trying to make a deal about?

POP QUIZ CH 3-4

1. What animal are the Aleut hunters hunting?
2. What are they worried the Aleut will do?

POP QUIZ CH 5-6

1. What does Kirki say the women and elderly are going to have to do?
2. Why does Kirki leave the island and travel north?

POP QUIZ KEY CH 1-2

1. What does Ramo see that he says looks like a cloud or a red whale? **Answer: A red whale.**
2. Who are the Aleuts? **Answer: The Aleuts are the people who live on the island.**
3. Why is she a little worried about the name her father gives to the Aleuts? **Answer: She is worried because the name her father gives to the Aleuts is "Red Whales".**
4. What are captain Orlov and Father trying to make a deal about? **Answer: They are trying to make a deal about the hunters.**

POP QUIZ KEY CH 3-4

1. What animal are the Aleut hunters hunting? **Answer: The Aleut hunters are hunting for walrus.**
2. What are they worried the Aleut will do? **Answer: They are worried that the Aleut will kill them.**

POP QUIZ KEY CH 5-6

1. What does Kirki say the women and elderly are going to have to do? **Answer: Kirki says they are going to have to leave the island.**
2. Why does Kirki leave the island and travel north? **Answer: Kirki leaves the island because she is worried about the hunters.**

Deal

What do you think about the hunter's deal? Is it smart?

Boat

Why do you think it might be a big deal for the first time? What does she think she might do?

Names

Her people aren't the only ones that believe names are very powerful. How do you think names are deep in to the culture?

Risk

When she jumps off the boat to swim back to her brother, some would say she is risking a lot. Write about what she is risking by jumping in the water to go back. Discuss all of the various risks and how she might survive. Talk about the dangers outside the boat.

Danger

Up until the attack, their value that the men are of the island is high. What are the dangers outside the boat? How do you think the hunters might gather food. What do you think for keeping the island safe? How come?

POP QUIZ CHAPTER 1-2

ISLAND OF THE BLUE DOLPHINS

INSTRUCTIONS

- Write "Quickwrites" at the top of the page.
- Draw a line halfway down by splitting your page in two.
- You have 5 minutes to write.
- I'll collect them when we're done. You'll get a single sheet with 4 Quickwrites. You'll get a grade on them.

ISLAND OF THE BLUE DOLPHINS QUICKWRITES

POP QUIZ #1

GOOGLE DRIVE

INDIVIDUAL REFLECTION

Answer these questions after our final novel discussion.

1. How did you feel when someone disagreed with the way you feel about any of the ideas?

STATEMENT

Write and defend your position for each statement.

- (1) Names are powerful and important. You should treat names as sacred.
- (2) Everyone should have a responsibility to help others.
- (3) Living things are much better than things.
- (4) A person's appearance is very important. You should judge people by their appearance.

ISLAND OF THE BLUE DOLPHINS PREPOSITIONS

Directions: For the following sentences, circle ALL of the prepositions. Draw highlight all of the words in the sentences. Change letters if you prefer.

1. I remember the day the three ship captains met on the island.
2. In fact it seemed like a small child when he was born.
3. In fact in the morning sun, because when it really was not a hot day with a hot sun.
4. My brother and I had gone to the head of a canyon that had been on a hill before which is called "Cave Cave".
5. We had gone to gather some that grew there on the opening.
6. My brother Ramo was only a little boy half his age, which was looking all very happening on the way.
7. They were like a bird's nest and they were not, like the hole of a nest, could sometimes look pretty.
8. The bird's nest was half broken, the hole of it was half broken and it was looking all very happening on the way.
9. The bird's nest was half broken, the hole of it was half broken and it was looking all very happening on the way.
10. The bird's nest was half broken, the hole of it was half broken and it was looking all very happening on the way.
11. The bird's nest was half broken, the hole of it was half broken and it was looking all very happening on the way.
12. The bird's nest was half broken, the hole of it was half broken and it was looking all very happening on the way.

CONJUNCTIONS

Directions: For the following sentences, fill in the blank with a preposition that has an appropriate meaning for the context in the sentence.

1. I was surprised that he was going to the island _____ a village.
2. The one you will find on the island _____ the beach and _____ the sea.
3. Captain Orlov made a deal _____ the hunters and _____ the blue whale.
4. The hunters _____ the island _____ the blue whale's help.
5. The one who made the deal _____ the hunters and _____ the blue whale.

PRE-READING BIAS

#1

Humans and animals are necessary for food and other things. Humans and animals can thrive.

Answer Keys Provided

BLUE DOLPHINS Figurative Language 1

ISLAND OF BLUE DOLPHINS

FIGURATIVE LANGUAGE

Directions: Identify each figurative device in the underlined text. Write the device in the space provided. Use the definitions to help you.

Similarity: simile, personification, metaphor, analogy

Hyperbole: Exaggeration

Personification: Giving human qualities to an object or animal

Metaphor: A comparison between two things that are not alike in an obvious way

Simile: A comparison between two things that are alike in some way, using the words "like" or "as"

Personification: Giving human qualities to an object or animal

Hyperbole: Exaggeration

Metaphor: A comparison between two things that are not alike in an obvious way

Simile: A comparison between two things that are alike in some way, using the words "like" or "as"

Please continue...

BLUEDOLPHINS Vocabulary Student Lists

ISLAND OF BLUE DOLPHINS

VOCABULARY

Chapters 1-4

Directions: Write the number of the word that best fits the definition. Write the word in the space provided.

1. **MEAN** (p. 12)

2. **BLIND** (p. 10)

3. **CRASH** (p. 15)

4. **TRAVEL** (p. 11)

5. **STRENGTH** (p. 17)

6. **MEAN** (p. 11)

7. **COMPOUND** (p. 16)

8. **FORTUNE** (p. 18)

9. **MEAN** (p. 11)

10. **TRAVEL** (p. 11)

11. **STRENGTH** (p. 17)

12. **CRASH** (p. 15)

13. **PREPARATION** (p. 14)


14. **TRAVEL** (p. 11)

15. **TRAVEL** (p. 11)

Answer Keys Provided

GOOGLE DRIVE

BLUEDOLPHINS Message in a Bottle update



Directions: After reading the story, write up at least 2 chapters in 1st person as if you are on the island and have been there for a while. What does happen, dreams, and what plans are coming through their mind and what do they think they should do next?

How to Write: Students should use their creativity and any kind of paper they think fits the mood of the story. If possible, they can even mail it in a bottle to read over the water.

Publishing: When your letter (and health!) is done, your teacher will tell you when it's due, whether or not to mail your letter or not. If you mail it, what do you do with it? They might have you present your letter, display it in class, or even read it aloud.

Map it Out

TEXTUAL EVIDENCE IN THE NOVEL

PAGE # TYPE HERE

PARAGRAPH # TYPE HERE

OUTSIDE THE NOVEL

TITLE TYPE HERE

URL TYPE HERE

PAGE # TYPE HERE

TYPE HERE

ISLAND OF BLUE DOLPHINS

Directions: For everything you draw on your map, record where you got your information or class from.

If the clue is from the novel, include page numbers and paragraph numbers.

If the clue is from outside the novel, include the website URL and I.D. or the book, title and page number.

They write an explanation of what...

ISLAND OF BLUE DOLPHINS

Characters

Karana

physical description

best friend

important traits

Ronty

physical description

best friend

important traits

Map It Out

LEVEL 1

LEVEL 2

LEVEL 3

LEVEL 4

LEVEL 5

LEVEL 6

LEVEL 7

LEVEL 8

LEVEL 9

LEVEL 10

LEVEL 11

LEVEL 12

LEVEL 13

LEVEL 14

LEVEL 15

LEVEL 16

LEVEL 17

LEVEL 18

LEVEL 19

LEVEL 20

LEVEL 21

LEVEL 22

LEVEL 23

LEVEL 24

LEVEL 25

LEVEL 26

LEVEL 27

LEVEL 28

LEVEL 29

LEVEL 30

LEVEL 31

LEVEL 32

LEVEL 33

LEVEL 34

LEVEL 35

LEVEL 36

LEVEL 37

LEVEL 38

LEVEL 39

LEVEL 40

LEVEL 41

LEVEL 42

LEVEL 43

LEVEL 44

LEVEL 45

LEVEL 46

LEVEL 47

LEVEL 48

LEVEL 49

LEVEL 50

LEVEL 51

LEVEL 52

LEVEL 53

LEVEL 54

LEVEL 55

LEVEL 56

LEVEL 57

LEVEL 58

LEVEL 59

LEVEL 60

LEVEL 61

LEVEL 62

LEVEL 63

LEVEL 64

LEVEL 65

LEVEL 66

LEVEL 67

LEVEL 68

LEVEL 69

LEVEL 70

LEVEL 71

LEVEL 72

LEVEL 73

LEVEL 74

LEVEL 75

LEVEL 76

LEVEL 77

LEVEL 78

LEVEL 79

LEVEL 80

LEVEL 81

LEVEL 82

LEVEL 83

LEVEL 84

LEVEL 85

LEVEL 86

LEVEL 87

LEVEL 88

LEVEL 89

LEVEL 90

LEVEL 91

LEVEL 92

LEVEL 93

LEVEL 94

LEVEL 95

LEVEL 96

LEVEL 97

LEVEL 98

LEVEL 99

LEVEL 100

Answer Keys Provided