


Ray Bradbury

Fahrenheit 451










Thanks for looking at our complete teaching unit for Ray Bradbury's fantastic novel, FAHRENHEIT 451. (Based off the 50th Anniversary Edition)

All 262 Google/digital slides of activities, organizers, interactives, and essays included in this bundle are designed to enhance your reading experience, save you (the teacher) prep time, and help your students enjoy and appreciate the memoir that much more while working on their 1:1 devices.

INCLUDED:

- PreReading Bias Activity (14 slides)
 - *CCSS.ELA-Literacy.RL.2*
- Introduction to Utopias (22 slides)
 - *CCSS.ELA-Literacy.RL.5*
- Plot Chart Organizer Diagram Arc (2 slides)
 - *CCSS.ELA-Literacy.RL.2*
- Conflict Graphic Organizer - 6 Types of Conflict (2 slides)
 - *CCSS.ELA-Literacy.RL.2*
- Characters Organizer (3 pages)
 - *CCSS.ELA-Literacy.RL.3*
- Comprehension Pop Quizzes (31 slides of quizzes)
 - *CCSS.ELA-*
- Journal - Quickwrite Writing Prompts (42 slides)
 - *CCSS.ELA-Literacy.W.1*
- Vocabulary Word Lists & Quizzes (36 slides)
 - *CCSS.ELA-Literacy.RL.4*
- Figurative Language Intro (70 slides)
 - *CCSS.ELA-Literacy.RL.4*
 - *CCSS.ELA-Literacy.RL.7*
- Response to Literature Essay & Speech (14 slides)
 - *CCSS.ELA-Literacy.W.1*
- Movie vs. Novel Comparison (2 slides)
 - *CCSS.ELA-Literacy.RL.7*
- Final Projects (4 slides)
 - *CCSS.ELA-Literacy.RL.10*



Fahrenheit 451

curriculum map



This is a suggested 7-week plan for students to study Ray Bradbury’s novel, FAHRENHEIT 451. As with all teaching resources, this plan is for your reference and to give you ideas, and you should certainly adjust it according to your classroom’s needs. This unit can be easily adjusted to meet the rigor of honors, regular, reading, or RSP students.

Monday	Tuesday	Wednesday	Thursday	Friday
Hand out novel analysis packet - Plot, Conflict, Character, Essay Organizer, Etc. Pre-Reading Bias Activity	Read pgs 3-14 Read Novel Utopias Intro	Read pgs 14-28 Quickwrite	Read pgs 28-40 50s Crash Course	Vocabulary Quiz #1 Work on novel analysis organizers.
Read pgs 40-48	Read pgs 48-63	Read pgs 63-68	Read pgs 68-77	Vocabulary Quiz #2 Work on novel analysis organizers.
Stop to do quickwrites and discussions whenever you reach the corresponding section of the novel.				
Quickwrite	Quickwrite	Quickwrite	Quickwrite	Work on novel analysis organizers.
Read pgs 77-83 Connecting the Holocaust to Book Burning Article & Discussion	Read pgs 83-91 Quickwrite	Read pgs 91-100 Quickwrite	Read pgs 100-110 John Green video analyzing Part 1	Vocabulary Quiz #3 Work on novel analysis organizers.
Read pgs 110-121	Read pgs 121-129	Read pgs 129-139	Read pgs 139-150	Work on novel analysis organizers.
Give Comprehension Pop Quizzes whenever students had at-home reading or you need to assess their understanding.				
Quickwrite	Banned Books Riverside: "Fault In Our Stars"	Quickwrite	Quickwrite	Vocabulary Quiz #4
Discuss the Essay/Speech or the Final Projects Start outlining ideas or assign project groups.	Read pgs 150-160 Robot Hound Video Quickwrite	Read pgs 160-173 Quickwrite	Read pgs 173-179 Ray Bradbury Predictions Fulfilled Quickwrite	Vocabulary Quiz #5 Work on Essay/Speech or Final Projects.
Work on Essay/Speech or Final Projects.	Work on Essay/Speech or Final Projects.	Movie vs. Novel Comparison Watch the film and have students compare the movie to the novel.		
Quickwrite	Quickwrite	Vocabulary Quiz #6		
Work on Essay/Speech or Final Projects.	Work on Essay/Speech or Final Projects.	Speeches or Project Presentations If students write essays, this time can be used to revise their 1st drafts or peer edit before they turn in their final versions.		



We know...opening that .zip folder to find all these cool resources can be a tad bit overwhelming. That's why we've explained the various activities in this unit and the Common Core standards each one accomplishes. 😊

Activity	CC Standard	Pedagogy
Utopias & Dystopias PowerPoint	<i>Literacy.RL.5</i>	This storyline fits squarely within the tradition of dystopian literature. This resource gives the students a common background about utopias and dystopias, so they can start to think about what would make an ideal world.
PreReading Bias Activity & Discussion	<i>Literacy.RL.1</i> <i>Literacy.SL.1</i>	Students are challenged with nine controversial statements that are created to divide the students into two sides. We like to go question by question and have students physically separate to different sides of the classroom. "If you agree, come to this side...If you disagree, come to this side. Try not to be a maybe or I don't know." Then we have students on both sides express their opinions, while the teacher offers challenging-yet-respectful questions back to each speaker. As students move through the statements, they'll be activating prior knowledge about the deeper issues in the story, while practicing their polite argument skills and getting emotionally connected to the story's ideas.
Plot Organizer	<i>Literacy.RL.2</i>	While reading the novel, students will analyze the 6 parts of the plot and find scenes/events that fit into each of the parts. The graphic-rich organizer will visually remind of the tension map of the story as they read.
Conflict Organizer	<i>Literacy.RL.2</i>	While reading the novel, students will analyze the 6 kinds conflict and find scenes/events that illustrate the various kinds of conflict.
Characters Organizer	<i>Literacy.RL.3</i>	Students will follow the various characters through the story and analyze various details/quotes/situations about them. They will consider physical descriptions, inner desires, and important traits about those characters in order to determine uniqueness and importance to the story.
Figurative Language	<i>Literacy.RL.4</i>	Students will analyze various passages from the story and determine which kind of figurative language is used. Students will have to identify, compare, and analyze the phrases in a number of different exercises.

Activity	CC Standard	Pedagogy
Figurative Language Instructional PowerPoint	<i>Literacy.RL.1</i> <i>Literacy.RL.2</i> <i>Literacy.W.1</i>	<p>We set out to make the most helpful, most compelling, most graphically attractive teaching resource for you to introduce your learners to all the various figurative language. This 70+ slide PowerPoint will help you introduce how every many you need to teach your level of learners.</p> <p>Two Parts to the PowerPoint:</p> <ul style="list-style-type: none"> > 23 Instructional Slides with definitions and examples > 22 Quiz Review Slides with quote from novel or song for students to analyze > 22 Quiz ReTeach Slides with explanation of why this quote was this figurative language <p>WARNING: This does include an instruction and quiz slide on Double Entendre. By definition, double entendres are "inappropriate" or risque, so please see if this is good for your students before using. You can simply delete those slides from the quiz section.</p>
Vocabulary Lists & Quizzes	<i>Literacy.RL.4</i> <i>Literacy.L.4</i>	<p>We've all seen the matching or multiple choice vocabulary assessments with the words in one column and the dictionary definitions in the other. These assessments require the students to understand the context of the word in a sentence from the novel. Not only does this require them to know the definition, but it forces them to use the word in the right situation.</p>
Quickwrite Writing Prompts	<i>Literacy.RL.1</i> <i>Literacy.RL.2</i> <i>Literacy.W.1</i>	<p>These writing prompts require students to write their unedited off-the-cuff responses to various quotes, situations, issues that arise from within the story. The questions take the students into memories from their lives (activating prior knowledge), connections with the story's characters and history (encouraging empathetic reading and understanding), and deep areas of thematic meaning (spurring informal argumentation). These discussions might prove to be some of the most meaningful explorations your students experience.</p>
Comprehension Pop Quizzes	<i>Literacy.RL.10</i>	<p>These quizzes are crafted to assess whether or not students read the chapters. If the students read the chapters, they should earn 100%...if they didn't read, they should not be able to guess their way to success. These can also be used as exit cards or quick comprehension assessments to see if the teacher needs to further explain the main events of the chapters.</p>

Activity	CC Standard	Pedagogy
50s Crash Course (YouTube)	<i>Literacy.RI.2</i>	This video will give students a deeper glimpse into the historical mindset of the country at the time this novel was written.
John Green Part 1 Analysis (YouTube)	<i>Literacy.RL.10</i>	This video will showcase a popular young adult author discussing the deeper meanings of Part 1 from our novel. Students should learn a ton from the ideas and be engaged because they recognize the guy.
Connecting the Holocaust to Book Burning Article	<i>Literacy.RI.2</i>	Students will discuss the meaning of this article about book burning and the hugely significant historical atrocity of the Holocaust.
Banned Books: Riverside "The Fault in Our Stars"	<i>Literacy.RI.2</i>	Students will discuss the Riverside School District's decision to ban John Green's popular young adult novel, THE FAULT IN OUR STARS. They will look at the reasons and analyze their validity, then discuss them in relation to the environment and laws in our novel.
Robot Hound Video (YouTube)	<i>Literacy.RL.9</i>	Students will love seeing a real life mechanical hound running on video. They will also enjoy discussing the reality of future technology like this and how we're seeing it in our story.
Ray Bradbury's Predictions Fulfilled	<i>Literacy.RI.10</i>	Students will learn about the different technological predictions Ray Bradbury made and will analyze the skill of science fiction.
Essay / Speech	<i>Literacy.W.1</i> <i>Literacy.W.9</i> <i>Literacy.SL.1</i> <i>Literacy.SL.4</i> <i>Literacy.SL.6</i>	Students will choose from a few deep topics to either write an essay or turn their essay outline into a speech on the topic. During the speeches, students will need to understand and chart the speakers' thesis statements. And for you . . . no-hassle grading rubrics are included to make your teaching life easier and save you time.
Final Projects	<i>Literacy.RL.10</i>	In lieu of essays or speeches, you might want to have your students choose a final project to create and present to the class. A wide variety of project options are provided to meet students' preferences, artistic skills, technology access and talents, and create diversity in the final products and presentations. It also allows students the ability to work alone or in groups. The students will find these project ideas as engaging as they are challenging.
Novel vs. Film Comparison	<i>Literacy.RL.7</i>	Students will compare the film to the novel, analyzing the similarities and differences in various aspects of the two works of art.