

# Pam Munoz Ryan

## Esperanza Rising





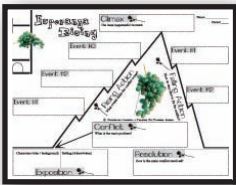



Thanks for looking at our complete teaching unit for Pam Munoz Ryan's fantastic novel, *Esperanza Rising*.

All 270+ pages/slides of activities, organizers, PowerPoints, and essays included in this bundle are designed to enhance your reading experience, save you (the teacher) prep time, and help your students enjoy and appreciate the novel that much more.

### INCLUDED:

- PreReading Bias Activity & PowerPoint (11 pages) — **CCSS.ELA-Literacy.RL.2**
- Google Earth Introduction Tour (19 locations) — **CCSS.ELA-Literacy.RL.9**
- Plot Chart Organizer Diagram Arc (1 page) — **CCSS.ELA-Literacy.RL.2**
- Character Organizer (5 pages) — **CCSS.ELA-Literacy.RL.3**
- Conflict Graphic Organizer - 6 Types of Conflict (2 pages) — **CCSS.ELA-Literacy.RL.2**
- Grammar - Prepositions (1 page) — **CCSS.ELA-Literacy.L.1**
- Grammar - Conjunctions & Interjections (2 pages) — **CCSS.ELA-Literacy.L.1**
- Grammar - Commas in a Series (1 page) — **CCSS.ELA-Literacy.L.2**
- Grammar - Commas & Introductory Elements (1 page) — **CCSS.ELA-Literacy.L.2**
- Grammar - Commas & Direct Address (1 page) — **CCSS.ELA-Literacy.L.2**
- Comprehension Pop Quizzes (12 quizzes) — **CCSS.ELA-Literacy.RL.10**
- Vocabulary Word Lists & Quizzes (12 pages) — **CCSS.ELA-Literacy.RL.4**
- Figurative Language PowerPoint (70 slides) — **CCSS.ELA-Literacy.RL.7**
- Figurative Language Analyzers (10 pages) — **CCSS.ELA-Literacy.RL.4**
- Journal - Quickwrite Writing Prompts - PowerPoint (39 prompts) — **CCSS.ELA-Literacy.W.1**
- Our Lady of Guadalupe Analysis (3 pages) — **CCSS.ELA-Literacy.RL.7**
- Epic Taste Test Competition (3 pages) — **CCSS.ELA-Literacy.RL.5**
- Harvest Competition (26 slides) — **CCSS.ELA-Literacy.RL.5**
- Non-Fiction Valley Fever (1 page & videos) — **CCSS.ELA-Literacy.RI.2,4,6,7**
- Non-Fiction Farm Labor Strikes (1 page & videos) — **CCSS.ELA-Literacy.RI.2,3,6,7**
- 3 Essay Topics & Rubrics (6 pages) — **CCSS.ELA-Literacy.RL.1**
- **CCSS.ELA-Literacy.W.1 & 3**
- Movie vs. Novel Comparison (2 pages) — **CCSS.ELA-Literacy.RL.7**



# Esperanza Rising

## curriculum map

This is a suggested 7-week plan for students to study Pam Munoz Ryan's novel, *Esperanza Rising*. As with all teaching resources, this plan is for your reference and to give you ideas, and you should certainly adjust it according to your classroom's needs. This unit can be easily adjusted to meet the rigor of honors, regular, reading, or RSP students.

Monday	Tuesday	Wednesday	Thursday	Friday
Hand out novel analysis packet - Plot, Conflict, Character, Essay Organizer, Etc. <b>Pre-Reading Bias Activity</b>	<b>Read "Uvas"</b> <b>Read Novel</b> <b>Quickwrite</b>	<b>Read "Papayas"</b> <b>Quickwrite</b>	<b>Read "Higos"</b> <b>Quickwrite</b>	<b>Prepositions Grammar</b>  Work on novel analysis organizers.
<b>Read "Guayabas"</b> Stop to do quickwrites and discussions whenever you reach the corresponding section of the novel. <b>Lady of Guadalupe Activity</b>	<b>Read "Melones"</b> <b>Quickwrite</b>	<b>Read "Cebollas"</b> <b>Quickwrite</b>	<b>Conjunctions &amp; Interjections Grammar</b>	<b>Vocabulary Quiz #1</b>  Work on novel analysis organizers.
<b>Commas Series Grammar</b>  <b>Commas Direct Address Grammar</b>	<b>Commas Intro Grammar</b>  Use Google Earth as you travel along to engage the students with the geography.	<b>Read "Almendras"</b> <b>Quickwrite</b>	<b>Read "Ciruelas"</b> <b>Harvest Competition Activity</b>	<b>Vocabulary Quiz #2</b>  <b>Taste Test Activity</b>
<b>Read "Papas"</b> Give Comprehension Pop Quizzes whenever students had at-home reading or you need to assess their understanding.	<b>Valley Fever Activity</b>	<b>Read "Aguacates"</b> <b>Quickwrite</b>	<b>Read "Esparragos"</b> <b>Quickwrite</b>	Work on novel analysis organizers. <b>Vocabulary Quiz #3</b>
<b>Discuss the Essay/Speech</b>  Start outlining ideas for essay/speech	<b>Farm Labor Strikes Activity</b>	<b>Read "Duraznos"</b> <b>Quickwrite</b>	<b>Read "Uvas"</b> <b>Quickwrite</b>	<b>Vocabulary Quiz #4</b>  Work on Essay/Speech
Work on Essay/Speech  <b>Quickwrite</b>	Work on Essay/Speech  <b>Quickwrite</b>	<b>Movie vs. Novel Comparison</b> Watch the film and have students compare the movie to the novel.		<b>Finish Pre-Reading Bias Activity</b>
Work on Essay/Speech	Work on Essay/Speech	<b>Speeches / Essays</b> If students write essays, this time can be used to revise their 1st drafts or peer edit before they turn in their final versions.		

# Esperanza Rising

## activities pedagogy

We know...opening that .zip folder to find all these cool resources can be a tad bit overwhelming. That's why we've explained the various activities in this unit and the Common Core standards each one accomplishes. 😊

Activity	CC Standard	Pedagogy
<b>PreReading Bias Activity &amp; Discussion</b>	<i>Literacy.RL.1</i> <i>Literacy.SL.1</i>	Students are challenged with nine controversial statements that are created to divide the students into two sides. We like to go question by question and have students physically separate to different sides of the classroom. "If you agree, come to this side...If you disagree, come to this side. Try not to be a maybe or I don't know." Then we have students on both sides express their opinions, while the teacher offers challenging-yet-respectful questions back to each speaker. As students move through the statements, they'll be activating prior knowledge about the deeper issues in the story, while practicing their polite argument skills and getting emotionally connected to the story's ideas.
<b>Google Earth Activity</b>	<i>Literacy.RL.9</i>	Using free software available through Google.com, the class will enjoy a multimedia tour through the locations in the story. Many of them will be zoomed in to 3D, ground-level views. All of them will give the students a close-up view of the world's geography and how the locations can come to life as they see the world there in class.  Choose from a few options: (1) show them the tour of the world beforehand (withholding plot information to avoid spoilers) so they can see where you're going, (2) show them as the story unfolds, or (3) show them after the story is over as an eye-opening review.
<b>Plot Organizer</b>	<i>Literacy.RL.2</i>	While reading the novel, students will analyze the 6 parts of the plot and find scenes/events that fit into each of the parts. The graphic-rich organizer will visually remind of the tension map of the story as they read.
<b>Conflict Organizer</b>	<i>Literacy.RL.2</i>	While reading the novel, students will analyze the 6 kinds conflict and find scenes/events that illustrate the various kinds of conflict.
<b>Characters Organizer</b>	<i>Literacy.RL.3</i>	Students will follow the various characters through the story and analyze various details/quotes/situations about them. They will consider physical descriptions, inner desires, and important traits about those characters in order to determine uniqueness and importance to the story.

Activity	CC Standard	Pedagogy
<p><b>Figurative Language Instructional PowerPoint</b></p>	<p><i>Literacy.RL.1</i> <i>Literacy.RL.2</i> <i>Literacy.W.1</i></p>	<p>We set out to make the most helpful, most compelling, most graphically attractive teaching resource for you to introduce your learners to all the various figurative language. This 70+ slide PowerPoint will help you introduce how every many you need to teach your level of learners.</p> <p>Two Parts to the PowerPoint:</p> <ul style="list-style-type: none"> <li>&gt; 23 Instructional Slides with definitions and examples</li> <li>&gt; 22 Quiz Review Slides with quote from novel or song for students to analyze</li> <li>&gt; 22 Quiz ReTeach Slides with explanation of why this quote was this figurative language</li> </ul> <p>WARNING: This does include an instruction and quiz slide on Double Entendre. By definition, double entendres are "inappropriate" or risque, so please see if this is good for your students before using. You can simply delete those slides from the quiz section.</p>
<p><b>Quickwrite Writing Prompts</b></p>	<p><i>Literacy.RL.1</i> <i>Literacy.RL.2</i> <i>Literacy.W.1</i></p>	<p>These writing prompts require students to write their unedited off-the-cuff responses to various quotes, situations, issues that arise from within the story. The questions take the students into memories from their lives (activating prior knowledge), connections with the story's characters and history (encouraging empathetic reading and understanding), and deep areas of thematic meaning (spurring informal argumentation). These discussions might prove to be some of the most meaningful explorations your students experience.</p>
<p><b>Comprehension Pop Quizzes</b></p>	<p><i>Literacy.RL.10</i></p>	<p>These quizzes are crafted to assess whether or not students read the chapters. If the students read the chapters, they should earn 100%...if they didn't read, they should not be able to guess their way to success. These can also be used as exit cards or quick comprehension assessments to see if the teacher needs to further explain the main events of the chapters.</p>
<p><b>Vocabulary Lists &amp; Quizzes</b></p>	<p><i>Literacy.RL.4</i> <i>Literacy.L.4</i></p>	<p>We've all seen the matching or multiple choice vocabulary assessments with the words in one column and the dictionary definitions in the other. These assessments require the students to understand the context of the word in a sentence from the novel. Not only does this require them to know the definition, but it forces them to use the word in the right situation.</p>

Activity	CC Standard	Pedagogy
<p><b>Non-Fiction Farm Labor Strikes Activity</b></p>	<p><i>Literacy.RI.2</i> <i>Literacy.RI.3</i> <i>Literacy.RI.6</i> <i>Literacy.RI.7</i></p>	<p>After the family has arrived in California and started working on the farms, they realize they've entered a conflicted work force that is fighting for rights and wages.</p> <p>This activity will lead students to read some information about the farm labor strikes and Cesar Chavez, watch some videos on the topics, and answer questions of various Bloom's Taxonomy levels to think about the farm labor strikes. This will give them a helpful, interesting background knowledge of how the strikes and labor conditions affected our characters and how it affects real life even today.</p>
<p><b>Non-Fiction Valley Fever Activity</b></p>	<p><i>Literacy.RI.2</i> <i>Literacy.RI.4</i> <i>Literacy.RI.6</i> <i>Literacy.RI.7</i></p>	<p>After the family has arrived in California and started working on the farms, a dust storm hits, and Mama gets sick with Valley Fever.</p> <p>This activity will lead students to read some information about Valley Fever, watch some videos from the news, watch first-hand accounts of people who have had the sickness, and answer questions of various Bloom's Taxonomy levels to think about Valley Fever. This will give them a helpful, interesting background knowledge of how this illness affected our characters and how it affects real life even today.</p>
<p><b>Our Lady of Guadalupe Analysis</b></p>	<p><i>Literacy.RL.7</i></p>	<p>When Esperanza is on the train, she sees a poor woman carrying a picture of <i>Our Lady of Guadalupe</i>.</p> <p>This activity will lead students to analyze the meaning of this art piece in history and religion, in the story for Esperanza, and in the overall meaning of the novel's theme.</p>
<p><b>Harvest Produce Identification Competition</b></p>	<p><i>Literacy.RL.5</i></p>	<p>Your students (and you!) are going to love this competition that tests the students' knowledge about the fruits and vegetables that are the titles of each of the chapters in the novel. Have the students do it individually or split them into groups...it's up to you, but they're going to have fun as they try to identify the fruits and veggies, spell them correctly, then do it again in Spanish! Your Spanish speakers will feel like experts in that section. :)</p>
<p><b>Grammar Prepositions</b></p>	<p><i>Literacy.L.1</i></p>	<p>Using examples from the novel, students will study prepositions. They will locate prepositions and prepositional phrases in the sentences, and they will practice using the appropriate preposition for the meaning of the sentence.</p>
<p><b>Grammar Conjunctions &amp; Interjections</b></p>	<p><i>Literacy.L.1</i></p>	<p>Using examples from the novel, students will study conjunctions (coordinating, subordinating, and correlative) and interjections. They will learn to locate the various conjunctions and interjections in the sentences.</p>

Activity	CC Standard	Pedagogy
<b>Grammar Commas in a Series</b>	<i>Literacy.L.2</i>	Using examples from the novel, students will study commas used in a series (list). They will learn to locate the lists in the sentences and use appropriate commas.
<b>Grammar Commas w/ Direct Address</b>	<i>Literacy.L.2</i>	Using examples from the novel, students will study commas used with direct address. They will learn to locate direct address in the sentences and use appropriate commas.
<b>Grammar Commas w/ Introductory Elements</b>	<i>Literacy.L.2</i>	Using examples from the novel, students will study commas used with introductory elements at the beginnings of sentences. They will learn to locate the introductory elements in the sentences and use appropriate commas.
<b>Epic Taste Test Competition</b>	<i>Literacy.RL.5</i>	<p>Using the different produce that are the titles for the novel's chapters, let's have an epic taste test competition!</p> <ol style="list-style-type: none"> <li>(1) Bring in samples of the produce from chapter titles.</li> <li>(2) Prepare ahead by slicing the produce so the students can compete in a taste test (you can choose whether you want to blindfold or not).</li> <li>(3) Label all the plates of produce with the corresponding number from the answer key &amp; labeling guide provided below. Use the numbers from the full page.</li> <li>(4) Give each student an organizer to write their guesses after they taste each produce sample.</li> <li>(5) Remind the students to read the directions, but don't tell them what is in the directions. HINT: They're required to write the Spanish names for the produce! Ha!</li> <li>(6) After everyone has completed the taste test, have them trade papers and grade their guesses.</li> </ol>
<b>Essay / Speech</b>	<i>Literacy.W.1</i> <i>Literacy.W.9</i> <i>Literacy.SL.1</i> <i>Literacy.SL.4</i> <i>Literacy.SL.6</i>	Students will choose from a few deep topics to either write an essay or turn their essay outline into a speech on the topic. During the speeches, students will need to understand and chart the speakers' thesis statements. And for you . . . no-hassle grading rubrics are included to make your teaching life easier and save you time.
<b>Novel vs. Film Comparison</b>	<i>Literacy.RL.7</i>	IMDB lists this movie as "in development." We've included this resource for you for when the film releases. Students will compare the film to the novel, analyzing the similarities and differences in various aspects of the two works of art.