

CLASSROOM

DIGITAL

RESOURCE

PAM MUNOZ RYAN

for GOOGLE

Photo Permission by Phill Roeder



complete
teaching
unit

200+ pages
CCSS aligned

for
GOOGLE
DRIVE

ESPERANZA RISING

Pam Munoz Ryan

Esperanza Rising



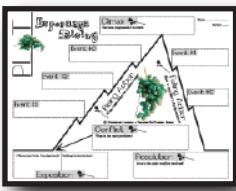



Thanks for looking at our complete teaching unit for Pam Munoz Ryan's fantastic novel, *Esperanza Rising* ... optimized for 1:1 Google Drive & OneDrive.

All 270+ pages/slides of activities, analyzers, slideshows, and essays included in this bundle are designed to enhance your reading experience, save you (the teacher) prep time, and help your students enjoy and appreciate the novel that much more.

INCLUDED:

- PreReading Bias Activity & Slideshow (14 slides) — **CCSS.ELA-Literacy.RL.2**
- Google Earth Introduction Tour (19 locations) — **CCSS.ELA-Literacy.RL.9**
- Plot Chart Analyzer Diagram Arc (2 slides) — **CCSS.ELA-Literacy.RL.2**
- Character Analyzer (5 slides) — **CCSS.ELA-Literacy.RL.3**
- Conflict Graphic Analyzer - 6 Types of Conflict (2 slides) — **CCSS.ELA-Literacy.RL.2**
- Grammar - Prepositions (3 slides/forms) — **CCSS.ELA-Literacy.L.1**
- Grammar - Conjunctions & Interjections (5 slides/forms) — **CCSS.ELA-Literacy.L.1**
- Grammar - Commas in a Series (2 slides/forms) — **CCSS.ELA-Literacy.L.2**
- Grammar - Commas & Introductory Elements (1 slides/forms) — **CCSS.ELA-Literacy.L.2**
- Grammar - Commas & Direct Address (1 slides/forms) — **CCSS.ELA-Literacy.L.2**
- Comprehension Pop Quizzes (42 slides/forms) — **CCSS.ELA-Literacy.RL.10**
- Vocabulary Word Lists & Quizzes (12 pages) — **CCSS.ELA-Literacy.RL.4**
- Figurative Language Slideshow (70 slides)
- Figurative Language Analyzers (16 slides) — **CCSS.ELA-Literacy.RL.4**
— **CCSS.ELA-Literacy.RL.7**
- Journal - Quickwrite Writing Prompts (39 prompts) — **CCSS.ELA-Literacy.W.1**
- Our Lady of Guadalupe Analysis (5 slides) — **CCSS.ELA-Literacy.RL.7**
- Epic Taste Test Competition (3 slides) — **CCSS.ELA-Literacy.RL.5**
- Harvest Competition (26 slides/forms) — **CCSS.ELA-Literacy.RL.5**
- Non-Fiction Valley Fever (5 slides & videos) — **CCSS.ELA-Literacy.RI.2,4,6,7**
- Non-Fiction Farm Labor Strikes (5 slides & videos) — **CCSS.ELA-Literacy.RI.2,3,6,7**
- 3 Essay Topics & Rubrics (6 slides) — **CCSS.ELA-Literacy.RL.1**
— **CCSS.ELA-Literacy.W.1 & 3**
- Movie vs. Novel Comparison (2 slides) — **CCSS.ELA-Literacy.RL.7**



Esperanza Rising

curriculum map

This is a suggested 7-week plan for students to study Pam Munoz Ryan's novel, *Esperanza Rising*. As with all teaching resources, this plan is for your reference and to give you ideas, and you should certainly adjust it according to your classroom's needs. This unit can be easily adjusted to meet the rigor of honors, regular, reading, or RSP students.

Monday	Tuesday	Wednesday	Thursday	Friday
Hand out novel analysis packet - Plot, Conflict, Character, Essay Organizer, Etc. Pre-Reading Bias Activity	Read "Uvas" Read Novel Quickwrite	Read "Papayas" Quickwrite	Read "Higos" Quickwrite	Prepositions Grammar Work on novel analysis organizers.
Read "Guayabas" Stop to do quickwrites and discussions whenever you reach the corresponding section of the novel. Lady of Guadalupe Activity	Read "Melones" Quickwrite	Read "Cebollas" Quickwrite	Conjunctions & Interjections Grammar	Vocabulary Quiz #1 Work on novel analysis organizers.
Commas Series Grammar Commas Direct Address Grammar	Commas Intro Grammar	Read "Almendras" Quickwrite	Read "Ciruelas" Harvest Competition Activity	Vocabulary Quiz #2 Taste Test Activity
Read "Papas" Give Comprehension Pop Quizzes whenever students had at-home reading or you need to assess their understanding.	Valley Fever Activity	Read "Aguacates" Quickwrite	Read "Esparragos" Quickwrite	Work on novel analysis organizers. Vocabulary Quiz #3
Discuss the Essay/Speech Start outlining ideas for essay/speech	Farm Labor Strikes Activity	Read "Duraznos" Quickwrite	Read "Uvas" Quickwrite	Vocabulary Quiz #4 Work on Essay/Speech
Work on Essay/Speech Quickwrite	Work on Essay/Speech Quickwrite	Movie vs. Novel Comparison Watch the film and have students compare the movie to the novel.		Finish Pre-Reading Bias Activity
Work on Essay/Speech	Work on Essay/Speech	Speeches / Essays If students write essays, this time can be used to revise their 1st drafts or peer edit before they turn in their final versions.		

Esperanza Rising

activities pedagogy

We know...opening that .zip folder to find all these cool resources can be a tad bit overwhelming. That's why we've explained the various activities in this unit and the Common Core standards each one accomplishes. 😊

Activity	CC Standard	Pedagogy
PreReading Bias Activity & Discussion	<i>Literacy.RL.1</i> <i>Literacy.SL.1</i>	Students are challenged with nine controversial statements that are created to divide the students into two sides. We like to go question by question and have students physically separate to different sides of the classroom. "If you agree, come to this side...If you disagree, come to this side. Try not to be a maybe or I don't know." Then we have students on both sides express their opinions, while the teacher offers challenging-yet-respectful questions back to each speaker. As students move through the statements, they'll be activating prior knowledge about the deeper issues in the story, while practicing their polite argument skills and getting emotionally connected to the story's ideas.
Google Earth Activity	<i>Literacy.RL.9</i>	Using free software available through Google.com, the class will enjoy a multimedia tour through the locations in the story. Many of them will be zoomed in to 3D, ground-level views. All of them will give the students a close-up view of the world's geography and how the locations can come to life as they see the world there in class. Choose from a few options: (1) show them the tour of the world beforehand (withholding plot information to avoid spoilers) so they can see where you're going, (2) show them as the story unfolds, or (3) show them after the story is over as an eye-opening review.
Plot Organizer	<i>Literacy.RL.2</i>	While reading the novel, students will analyze the 6 parts of the plot and find scenes/events that fit into each of the parts. The graphic-rich organizer will visually remind of the tension map of the story as they read.
Conflict Organizer	<i>Literacy.RL.2</i>	While reading the novel, students will analyze the 6 kinds conflict and find scenes/events that illustrate the various kinds of conflict.
Characters Organizer	<i>Literacy.RL.3</i>	Students will follow the various characters through the story and analyze various details/quotes/situations about them. They will consider physical descriptions, inner desires, and important traits about those characters in order to determine uniqueness and importance to the story.

Activity	CC Standard	Pedagogy
Figurative Language Instructional PowerPoint	<i>Literacy.RL.1</i> <i>Literacy.RL.2</i> <i>Literacy.W.1</i>	<p>We set out to make the most helpful, most compelling, most graphically attractive teaching resource for you to introduce your learners to all the various figurative language. This 70+ slide PowerPoint will help you introduce how every many you need to teach your level of learners.</p> <p>Two Parts to the PowerPoint:</p> <ul style="list-style-type: none"> > 23 Instructional Slides with definitions and examples > 22 Quiz Review Slides with quote from novel or song for students to analyze > 22 Quiz ReTeach Slides with explanation of why this quote was this figurative language <p>WARNING: This does include an instruction and quiz slide on Double Entendre. By definition, double entendres are "inappropriate" or risque, so please see if this is good for your students before using. You can simply delete those slides from the quiz section.</p>
Quickwrite Writing Prompts	<i>Literacy.RL.1</i> <i>Literacy.RL.2</i> <i>Literacy.W.1</i>	<p>These writing prompts require students to write their unedited off-the-cuff responses to various quotes, situations, issues that arise from within the story. The questions take the students into memories from their lives (activating prior knowledge), connections with the story's characters and history (encouraging empathetic reading and understanding), and deep areas of thematic meaning (spurring informal argumentation). These discussions might prove to be some of the most meaningful explorations your students experience.</p>
Comprehension Pop Quizzes	<i>Literacy.RL.10</i>	<p>These quizzes are crafted to assess whether or not students read the chapters. If the students read the chapters, they should earn 100%...if they didn't read, they should not be able to guess their way to success. These can also be used as exit cards or quick comprehension assessments to see if the teacher needs to further explain the main events of the chapters.</p>
Vocabulary Lists & Quizzes	<i>Literacy.RL.4</i> <i>Literacy.L.4</i>	<p>We've all seen the matching or multiple choice vocabulary assessments with the words in one column and the dictionary definitions in the other. These assessments require the students to understand the context of the word in a sentence from the novel. Not only does this require them to know the definition, but it forces them to use the word in the right situation.</p>

Activity	CC Standard	Pedagogy
<p>Non-Fiction Farm Labor Strikes Activity</p>	<p><i>Literacy.RI.2</i> <i>Literacy.RI.3</i> <i>Literacy.RI.6</i> <i>Literacy.RI.7</i></p>	<p>After the family has arrived in California and started working on the farms, they realize they've entered a conflicted work force that is fighting for rights and wages.</p> <p>This activity will lead students to read some information about the farm labor strikes and Cesar Chavez, watch some videos on the topics, and answer questions of various Bloom's Taxonomy levels to think about the farm labor strikes. This will give them a helpful, interesting background knowledge of how the strikes and labor conditions affected our characters and how it affects real life even today.</p>
<p>Non-Fiction Valley Fever Activity</p>	<p><i>Literacy.RI.2</i> <i>Literacy.RI.4</i> <i>Literacy.RI.6</i> <i>Literacy.RI.7</i></p>	<p>After the family has arrived in California and started working on the farms, a dust storm hits, and Mama gets sick with Valley Fever.</p> <p>This activity will lead students to read some information about Valley Fever, watch some videos from the news, watch first-hand accounts of people who have had the sickness, and answer questions of various Bloom's Taxonomy levels to think about Valley Fever. This will give them a helpful, interesting background knowledge of how this illness affected our characters and how it affects real life even today.</p>
<p>Our Lady of Guadalupe Analysis</p>	<p><i>Literacy.RL.7</i></p>	<p>When Esperanza is on the train, she sees a poor woman carrying a picture of <i>Our Lady of Guadalupe</i>.</p> <p>This activity will lead students to analyze the meaning of this art piece in history and religion, in the story for Esperanza, and in the overall meaning of the novel's theme.</p>
<p>Harvest Produce Identification Competition</p>	<p><i>Literacy.RL.5</i></p>	<p>Your students (and you!) are going to love this competition that tests the students' knowledge about the fruits and vegetables that are the titles of each of the chapters in the novel. Have the students do it individually or split them into groups...it's up to you, but they're going to have fun as they try to identify the fruits and veggies, spell them correctly, then do it again in Spanish! Your Spanish speakers will feel like experts in that section. :)</p>
<p>Grammar Prepositions</p>	<p><i>Literacy.L.1</i></p>	<p>Using examples from the novel, students will study prepositions. They will locate prepositions and prepositional phrases in the sentences, and they will practice using the appropriate preposition for the meaning of the sentence.</p>
<p>Grammar Conjunctions & Interjections</p>	<p><i>Literacy.L.1</i></p>	<p>Using examples from the novel, students will study conjunctions (coordinating, subordinating, and correlative) and interjections. They will learn to locate the various conjunctions and interjections in the sentences.</p>

Activity	CC Standard	Pedagogy
Grammar Commas in a Series	<i>Literacy.L.2</i>	Using examples from the novel, students will study commas used in a series (list). They will learn to locate the lists in the sentences and use appropriate commas.
Grammar Commas w/ Direct Address	<i>Literacy.L.2</i>	Using examples from the novel, students will study commas used with direct address. They will learn to locate direct address in the sentences and use appropriate commas.
Grammar Commas w/ Introductory Elements	<i>Literacy.L.2</i>	Using examples from the novel, students will study commas used with introductory elements at the beginnings of sentences. They will learn to locate the introductory elements in the sentences and use appropriate commas.
Epic Taste Test Competition	<i>Literacy.RL.5</i>	<p>Using the different produce that are the titles for the novel's chapters, let's have an epic taste test competition!</p> <ol style="list-style-type: none"> (1) Bring in samples of the produce from chapter titles. (2) Prepare ahead by slicing the produce so the students can compete in a taste test (you can choose whether you want to blindfold or not). (3) Label all the plates of produce with the corresponding number from the answer key & labeling guide provided below. Use the numbers from the full page. (4) Give each student an organizer to write their guesses after they taste each produce sample. (5) Remind the students to read the directions, but don't tell them what is in the directions. HINT: They're required to write the Spanish names for the produce! Ha! (6) After everyone has completed the taste test, have them trade papers and grade their guesses.
Essay / Speech	<i>Literacy.W.1</i> <i>Literacy.W.9</i> <i>Literacy.SL.1</i> <i>Literacy.SL.4</i> <i>Literacy.SL.6</i>	Students will choose from a few deep topics to either write an essay or turn their essay outline into a speech on the topic. During the speeches, students will need to understand and chart the speakers' thesis statements. And for you . . . no-hassle grading rubrics are included to make your teaching life easier and save you time.
Novel vs. Film Comparison	<i>Literacy.RL.7</i>	IMDB lists this movie as "in development." We've included this resource for you for when the film releases. Students will compare the film to the novel, analyzing the similarities and differences in various aspects of the two works of art.

POP QUIZ CH 1 - "Los Higos"

1. How do Mama and Esperanza feel about the wagon?
2. What do they do with the guavas?
3. When Esperanza was 5 years old and they were in the wagon?

POP QUIZ CH 2 - "Los Papayas"

1. Why does Mama wake Esperanza up in the middle of the night so quickly?
2. After this emergency, what does Tio Luis offer to do?

POP QUIZ - "Los Alamos"

1. On the night she finds out Papa has been killed, where does Esperanza sleep?
2. Why did Papa order the papayas?
3. What deal does Tio Luis offer to Mama?

POP QUIZ - "Los Alamos"

1. Why does Papa lie down on the ground?
2. What kind of crops does Esperanza's family grow?
3. Why is Esperanza always so excited after the harvest is done?
4. Why is Esperanza's thumb bleeding?
5. When the wagon comes back to the ranch, what bad news does she hear?

Answers Keys Provided

POP QUIZ CH 1 - "Los Higos"

1. How do Mama and Esperanza feel about the wagon? They love it.
2. What do they do with the guavas? They eat them.
3. When Esperanza was 5 years old and they were in the wagon? They were there for a long time.

POP QUIZ CH 2 - "Los Papayas"

1. Why does Mama wake Esperanza up in the middle of the night so quickly? She hears a noise.
2. After this emergency, what does Tio Luis offer to do? He offers to buy the house.

POP QUIZ - "Los Alamos"

1. On the night she finds out Papa has been killed, where does Esperanza sleep? She sleeps in the wagon.
2. Why did Papa order the papayas? He wanted to eat them.
3. What deal does Tio Luis offer to Mama? He offers to buy the house.

POP QUIZ - "Los Alamos"

1. Why does Papa lie down on the ground? He is tired.
2. What kind of crops does Esperanza's family grow? They grow papayas.
3. Why is Esperanza always so excited after the harvest is done? She likes to work.
4. Why is Esperanza's thumb bleeding? She cut it on a thorn.
5. When the wagon comes back to the ranch, what bad news does she hear? She hears that Papa is dead.

Heartbeat

Esperanza and her father lie down on the ground to hear the heartbeat. They hear it.

Richer

What do you think about the Mexican ceremony of the book? "The Richer" becomes poor.

Ceremonies

Esperanza's family has a ceremony for the harvest.

Servants

"The work is hard in America but at least there we have the chance to not be servants." Is this true about America? Why do they think it is?

News

Esperanza is having to do news she has ever gotten with her father dying.

Owning

Explain why the suit Mama owning the suit Teo Luis owning the suit is very complicated. How does Teo Luis feel about it?

Thorns

When Esperanza tells by a thorn, she is told without clearly.

Instructions

- Write "Quickwrites" at the top.
- Draw a line halfway down by splitting your page in two.
- You have 5 minutes to write.
- I'll collect them when we're done.

Pop Quiz Chapter 1

Esperanza Rising

GOOGLE DRIVE

Esperanza Rising

Quickwrites

DRIVE

INDIVIDUAL REFLECTION

Answer these questions after our final novel discussion.

How did you feel when someone disagreed with the way you feel about any of the ideas?

PRE-READING BIAS

#1

lives would be better out pain. Roses would better without thorns.

PRE-READING BIAS

Esperanza Rising

FIGURATIVE LANGUAGE

ANSWER KEYS PROVIDED

ESPERANZA RISING Valley Fever

Esperanza Rising

Valley Fever

Read the Major Cross sections and watch all

1. What causes Valley Fever?
2. What are the symptoms of Valley Fever?
3. After you've been exposed to the...
4. How can the valley fever be...
5. When should you go see...
6. What are you most likely to...
7. Why?

Answer Keys Provided

ESPERANZA RISING Valley Fever

LOADING TUTORIALS PROVIDED

GOOGLE DRIVE

ESPERANZA RISING Farm Labor

Esperanza Rising

UPW FARMWORKERS STRIKE

The 1930s was a tough decade to live. In 1930, the U.S. was in a downturn economic spiral we called The Great Depression. It was partially helped by the jobs in war it and the legislation against Adolf Hitler. For those who were poor and starved, and life was difficult. These were the American prairie in 1934, 1935, and 1936. The workers and strike went out striking into the air. The workers from all the prairie states and headed to California. There were so many farm workers from your kids from Oklahoma, Physical, Mass Farms started lowering wages and withholding a because they could always find another worker. This led some workers to organize into a union in farm workers. They planned labor strikes all get stopped by legal means. Many workers got... One of all of the farm workers... organized a labor and rights group... register to vote. Strayed throughout California speaking about rights, and in the 1930s, founded an organization that was later called the United Farm Workers (UFW). We work hard and a large strike in 1965 finally made serious progress toward better workers' rights. Today, he is a celebrated civil rights and labor movement leader. In 2008, President Barack Obama even made a call that we celebrated Cesar Chavez's birthday, March 31st, as a holiday in his honor.

Answer Keys Provided

ESPERANZA RISING

Our Lady of Guadalupe

Mentioned on page 94 in Esperanza Rising by Pam Muñoz Ryan. Image is in the public domain.

ESPERANZARISING Characters

Esperanza Rising Characters

DIRECTIONS: Fill in the responses with names and details that show what the character is like. Use physical descriptions, inner desires, inner traits, and important traits. Include the page numbers.

Esperanza Ortega

physical description
Type response here

inner desires
Type response here

important traits
Type response here

Mama

physical description
Type response here

inner desires
Type response here

important traits
Type response here

ESPERANZARISING Conflict

Esperanza Rising CONFLICTS

DIRECTIONS: For each of the six types of conflicts, draw scenes from the novel that match that type.

1. Type response here

2. Type response here

3. Type response here

4. Type response here

5. Type response here

6. Type response here

GOOGLE DRIVE

Answer Keys Provided

GOOGLE FORMS

ESPERANZA RISING Figurative Language - Similes vs Metaphors

SIMILES vs. METAPHORS

SIMILE = A figure of speech that compares two things that are not alike in an obvious way.

METAPHOR = A figure of speech that describes an object or action in a way that isn't literally true, but that helps by comparing it to something else.

EXAMPLE

The morning light shined down on the water like gold.

SIMILE

The light shined down on the water like gold.

METAPHOR

ESPERANZA RISING Quiz Test (Learner Activity)

Esperanza Rising Quiz Test

DIRECTIONS: Type the English name for the fruit in the selected box. After you enter your answer, click on the question, and the number for that fruit and type which fruit you think it tastes like. You must type the Spanish name to earn full credit.

English	TYPE GUESS HERE	English	TYPE GUESS HERE
English	TYPE GUESS HERE	English	TYPE GUESS HERE
English	TYPE GUESS HERE	English	TYPE GUESS HERE
English	TYPE GUESS HERE	English	TYPE GUESS HERE
English	TYPE GUESS HERE	English	TYPE GUESS HERE
English	TYPE GUESS HERE	English	TYPE GUESS HERE
English	TYPE GUESS HERE	English	TYPE GUESS HERE
English	TYPE GUESS HERE	English	TYPE GUESS HERE
English	TYPE GUESS HERE	English	TYPE GUESS HERE

Answer Tally Provided