


# VERONICA ROTH

# DIVERGENT









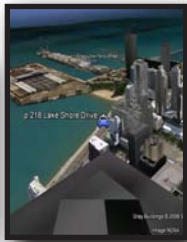
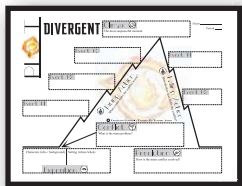


Thanks for looking at our complete teaching unit for Veronica Roth's fantastic novel, DIVERGENT.

All 200 pages/slides of activities, organizers, PowerPoints, and essays included in this bundle are designed to enhance your reading experience, save you (the teacher) prep time, and help your students enjoy and appreciate the novel that much more.

## INCLUDED:

- PreReading Bias Activity & PowerPoint (11 pages)
  - **CCSS.ELA-Literacy.RL.2**
- Introduction to Utopias PowerPoint (23 slides)
  - **CCSS.ELA-Literacy.RL.5**
- Google Earth Introduction Tour (20 locations)
  - **CCSS.ELA-Literacy.RL.9**
- Plot Chart Organizer Diagram Arc (1 page)
  - **CCSS.ELA-Literacy.RL.2**
- Conflict Graphic Organizer - 6 Types of Conflict (1 page)
  - **CCSS.ELA-Literacy.RL.2**
- Journal - Quickwrite Writing Prompts - PowerPoint (70 slides)
  - **CCSS.ELA-Literacy.W.1**
- Comprehension Pop Quizzes (53 pages/slides of quizzes)
  - **CCSS.ELA-**
- Vocabulary Word Lists & Quizzes (12 pages)
  - **CCSS.ELA-Literacy.RL.4**
- Character Organizer (3 pages)
  - **CCSS.ELA-Literacy.RL.3**
- Analogies PowerPoint & Worksheet (3 pages)
  - **CCSS.ELA-Literacy.RL.4**
- Factions Organizer (5 pages)
  - **CCSS.ELA-Literacy.RL.3**
- Movie vs. Novel Comparison (2 pages)
  - **CCSS.ELA-Literacy.RL.7**
- Essay & Speech and Quotes Organizer (6 pages)
  - **CCSS.ELA-Literacy.W.1**



# curriculum map

# DIVERGENT

This is a suggested 7-week plan for students to study Veronica Roth's novel, DIVERGENT. As with all teaching resources, this plan is for your reference and to give you ideas, and you should certainly adjust it according to your classroom's needs. This unit can be easily adjusted to meet the rigor of honors, regular, reading, or RSP students.

Monday	Tuesday	Wednesday	Thursday	Friday
Hand out novel analysis packet - Plot, Conflict, Character, Essay Organizer, Etc. <b>Pre-Reading Bias Activity</b>	<b>Read ch. 1-3</b> <b>Read Novel</b> <b>Utopias Intro</b>	<b>Read ch. 4-5</b> <b>Quickwrite</b>	<b>Read ch. 6-7</b> <b>Quickwrite</b>	<b>Read ch. 8-9</b>  Work on novel analysis organizers.
<b>Read ch. 10-11</b>	<b>Read ch. 12</b>	<b>Read ch. 13-15</b>	<b>Read ch. 16</b>	<b>Vocabulary Quiz #1</b>  Work on novel analysis organizers.
Stop to do quickwrites and discussions whenever you reach the corresponding section of the novel.				
<b>Quickwrite</b>	<b>Quickwrite</b>	<b>Quickwrite</b>	<b>Quickwrite</b>	
<b>Read ch. 17</b> <b>Analogies Activity</b>	<b>Read ch. 18-19</b>	<b>Read ch. 20-21</b>	<b>Read ch. 22-23</b>	<b>Vocabulary Quiz #2</b>  Work on novel analysis organizers.
Use Google Earth Tour throughout the reading when locations arise in the story.				
<b>Quickwrite</b>	<b>Quickwrite</b>	<b>Quickwrite</b>	<b>Quickwrite</b>	
	<b>Read ch. 24-25</b>	<b>Rd ch. 26-p355</b>	<b>Rd p355-ch. 28</b>	Work on novel analysis organizers.
Give Comprehension Pop Quizzes whenever students had at-home reading or you need to assess their understanding.				
<b>Factions Organizer</b>	<b>Quickwrite</b>	<b>Quickwrite</b>	<b>Quickwrite</b>	<b>Vocabulary Quiz #3</b>
<b>Discuss the Essay/Speech or the Final Projects</b>	<b>Read ch. 29-31</b>	<b>Read ch. 32-34</b>	<b>Read ch. 35-36</b>	<b>Vocabulary Quiz #4</b>  Work on Essay/Speech.
Start outlining ideas or assign project groups.	<b>Quickwrite</b>	<b>Quickwrite</b>	<b>Quickwrite</b>	
Work on Essay/Speech.	Work on Essay/Speech.	<b>Movie vs. Novel Comparison</b> Watch the film and have students compare the movie to the novel.		
<b>Read ch. 37-38</b>	<b>Read ch. 39</b>			
Work on Essay/Speech	Work on Essay/Speech.	<b>Speech Presentations</b> If students write essays, this time can be used to revise their 1st drafts or peer edit before they turn in their final versions.		

# DIVERGENT

We know...opening that .zip folder to find all these cool resources can be a tad bit overwhelming. That's why we've explained the various activities in this unit and the Common Core standards each one accomplishes. 😊

Activity	CC Standard	Pedagogy
<b>Utopias &amp; Dystopias PowerPoint</b>	<i>Literacy.RL.5</i>	The novel's storyline fits squarely within the tradition of dystopian literature. This resource gives the students a common background about utopias and dystopias, so they can start to think about what would make an ideal world.
<b>PreReading Bias Activity &amp; Discussion</b>	<i>Literacy.RL.1</i> <i>Literacy.SL.1</i>	Students are challenged with nine controversial statements that are created to divide the students into two sides. We like to go question by question and have students physically separate to different sides of the classroom. "If you agree, come to this side...If you disagree, come to this side. Try not to be a maybe or I don't know." Then we have students on both sides express their opinions, while the teacher offers challenging-yet-respectful questions back to each speaker. As students move through the statements, they'll be activating prior knowledge about the deeper issues in the story, while practicing their polite argument skills and getting emotionally connected to the story's ideas.
<b>Plot Organizer</b>	<i>Literacy.RL.2</i>	While reading the novel, students will analyze the 6 parts of the plot and find scenes/events that fit into each of the parts. The graphic-rich organizer will visually remind of the tension map of the story as they read.
<b>Conflict Organizer</b>	<i>Literacy.RL.2</i>	While reading the novel, students will analyze the 6 kinds conflict and find scenes/events that illustrate the various kinds of conflict.
<b>Characters Organizer</b>	<i>Literacy.RL.3</i>	Students will follow the various characters through the story and analyze various details/quotes/situations about them. They will consider physical descriptions, inner desires, and important traits about those characters in order to determine uniqueness and importance to the story.
<b>Analogies Activity</b>	<i>Literacy.RL.4</i>	Students will analyze various comparisons from the story, complete the analogies, and determine what the analogies mean.

Activity	CC Standard	Pedagogy
<b>Factions Organizer</b>	<i>Literacy.RL.3</i>	Students will follow the various factions through the story and analyze various details/quotes/situations about them. They will consider clothes, demeanor, values, and beliefs about the five factions in order to determine uniqueness and importance to the story.
<b>Google Earth Activity</b>	<i>Literacy.RL.9</i>	Using free software available through Google.com, the class will enjoy a multimedia tour through the locations in the story. Many of them will be zoomed in to 3D, ground-level views. All of them will give the students a close-up view of the world's geography and how the locations can come to life as they see the world there in class.  Choose from a few options: (1) show them the tour of the world beforehand (withholding plot information to avoid spoilers) so they can see where you're going., (2) show them as the story unfolds, or (3) show them after the story is over as an eye-opening review.
<b>Quickwrite Writing Prompts</b>	<i>Literacy.RL.1</i> <i>Literacy.RL.2</i> <i>Literacy.W.1</i>	These writing prompts require students to write their unedited off-the-cuff responses to various quotes, situations, issues that arise from within the story. The questions take the students into memories from their lives (activating prior knowledge), connections with the story's characters and history (encouraging empathetic reading and understanding), and deep areas of thematic meaning (spurring informal argumentation). These discussions might prove to be some of the most meaningful explorations your students experience.
<b>Comprehension Pop Quizzes</b>	<i>Literacy.RL.10</i>	These quizzes are crafted to assess whether or not students read the chapters. If the students read the chapters, they should earn 100%...if they didn't read, they should not be able to guess their way to success. These can also be used as exit cards or quick comprehension assessments to see if the teacher needs to further explain the main events of the chapters.
<b>Vocabulary Lists &amp; Quizzes</b>	<i>Literacy.RL.4</i> <i>Literacy.L.4</i>	We've all seen the matching or multiple choice vocabulary assessments with the words in one column and the dictionary definitions in the other. These assessments require the students to understand the context of the word in a sentence from the novel. Not only does this require them to know the definition, but it forces them to use the word in the right situation.
<b>Essay / Speech</b>	<i>Literacy.W.1</i> <i>Literacy.W.9</i> <i>Literacy.SL.1</i> <i>Literacy.SL.4</i> <i>Literacy.SL.6</i>	Students will choose from a few deep topics to either write an essay or turn their essay outline into a speech on the topic. During the speeches, students will need to understand and chart the speakers' thesis statements. And for you . . . no-hassle grading rubrics are included to make your teaching life easier and save you time.



### Activity

### CC Standard

### Pedagogy

**Novel vs. Film  
Comparison**

*Literacy.RL.7*

Students will compare the film to the novel, analyzing the similarities and differences in various aspects of the two works of art.